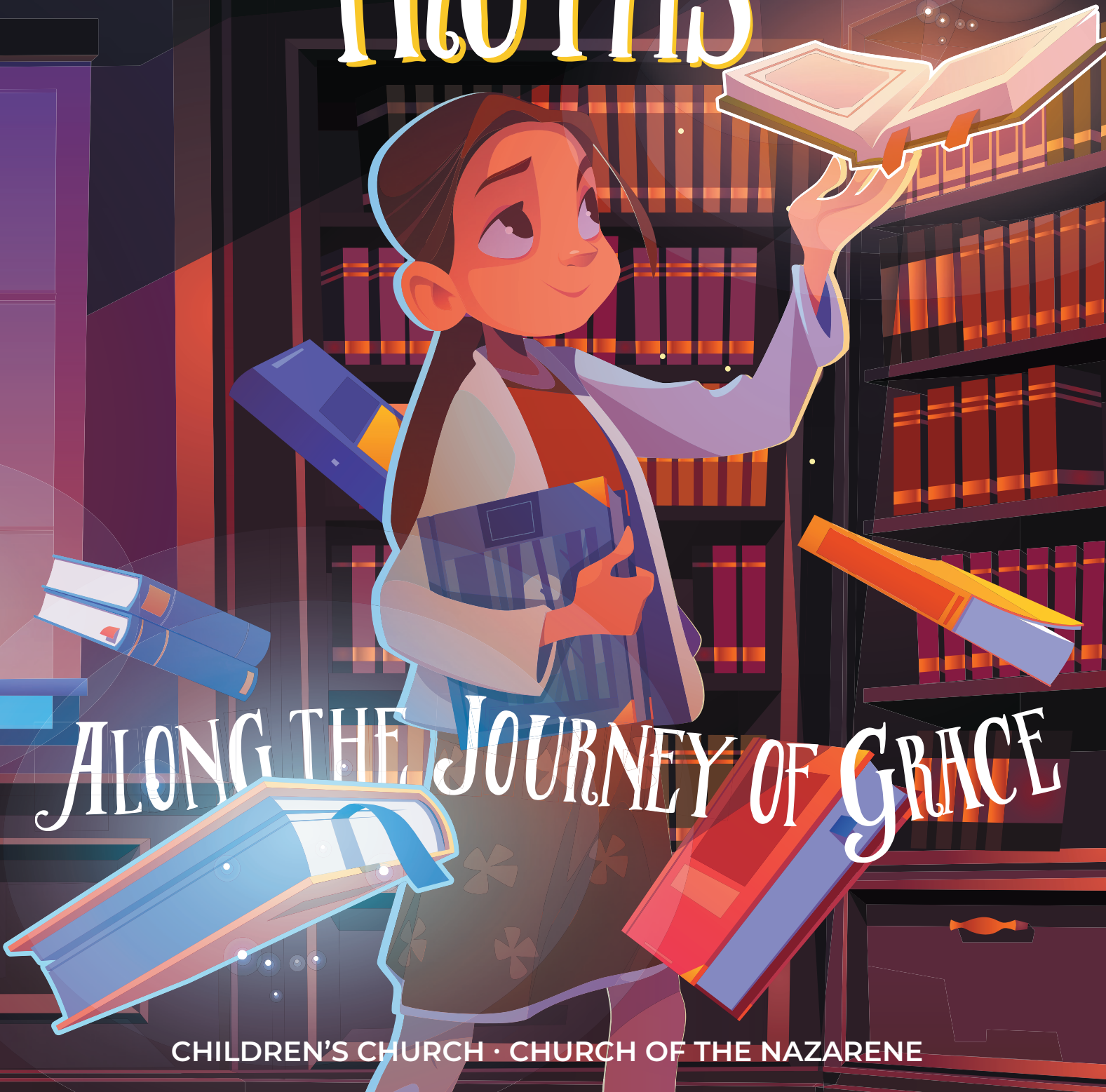


# THOUGHTFUL TRUTHS



ALONG THE JOURNEY OF GRACE

# THOUGHTFUL TRUTHS

*ALONG THE JOURNEY OF GRACE*

CHILDREN'S CHURCH · CHURCH OF THE NAZARENE

# THOUGHTFUL TRUTHS

ALONG THE JOURNEY OF GRACE

Children's Church Ministries

North Central Field NDI Coordinator:

**Rosario Xuc T.**

Authors:

**Carmen Canahuí · Raquel Barrientos · Sofía Barrientos · Elba Bernabé  
Rut Calderón · Débora Yac · Pamela Vargas · Jorge Morales · Eunice de Aragón  
Jhoselyn Barrios · Rosario Xuc · Gandy Yaquián · Raquel Ramos.**

Editor:

**Rosario Xuc T.**

Theme:

**Raquel Ramos Torres**

Design and Layout: **Cesia Aragón**

Cover Design: **Cesia Aragón**

Published and distributed by NDI Mesoamerica Region  
Guatemala, Guatemala

Copyright©2023-All Rights Reserved

Reproduction of this material is permitted for local church use only.

All Scripture references come from the NIV translation  
of the Holy Bible unless otherwise noted.



# INTRODUCTION

The Church of the Nazarene is an organization that has the opportunity to establish strong bonds with children.

Each Thoughtful Truth contained in this book has been written with the goal of intentionally discipling and empowering all children. In this way they will be able to exercise effective leadership within Children's Church, the Church at large, and beyond.

- We know that many of our children are not properly cared for because of a variety of reasons such as: worldview, paradigms, cultures, among other factors. Therefore, it is of relevance that the church can take a different approach and thus make a difference in the world, creating a change of mentality, practices, and values that result in the care and protection of the most vulnerable.

It is urgent that all the ministries of the Church of the Nazarene unite in the work of rescue, attention, intentional and organized help to the children of both the local church and their communities. To carry out the Great Commission through the Journey of Grace, is to make Christ-like disciples among the children, so that they grow strong and healthy in their wholeness. Certainly, this is a lifelong work, but very necessary.

Beloved brothers and sisters, pastors, teachers, parents and leaders in general, the NDI Team, presents to you this project that has been prepared with great joy, hoping it will be a great blessing for you and especially for children around the world.

***“Jesus said, ‘Let the little children come to me, and do not hinder them, for the kingdom of heaven belongs to such as these’”.***

***Matthew 19:14***



# TABLE OF CONTENTS

<b>Introduction</b> .....	<b>4</b>
<b>Table of Contents</b> .....	<b>5</b>
<b>Overview</b> .....	<b>9</b>
<b>Lesson 1</b> .....	<b>11</b>
I Belong to the Family of Faith	
<b>Lesson 2</b> .....	<b>16</b>
Jesus and the Children!	
<b>Lesson 3</b> .....	<b>22</b>
We Have A Mission	
<b>Lesson 4</b> .....	<b>26</b>
Why Should I Be Baptized?	
<b>Lesson 5</b> .....	<b>32</b>
Why Should I Participate in the Lord's Supper?	
<b>Lesson 6</b> .....	<b>36</b>
Disciples Who Love	
<b>Lesson 7</b> .....	<b>43</b>
The Most Important Commandment	
<b>Lesson 8</b> .....	<b>48</b>
True Love	
<b>Lesson 9</b> .....	<b>53</b>
What Jesus Does For Love	
<b>Lesson 10</b> .....	<b>57</b>
God Created The Family	

<b>Lesson 11</b> .....	<b>62</b>
Sharing As A Family	
<b>Lesson 12</b> .....	<b>68</b>
Helping As A Family	
<b>Lesson 13</b> .....	<b>72</b>
Believing God As A Family	
<b>Lesson 14</b> .....	<b>79</b>
Let's Praise and Worship God	
<b>Lesson 15</b> .....	<b>83</b>
Glory To God: The Lord Is Risen!	
<b>Lesson 16</b> .....	<b>87</b>
Palm Sunday!	
<b>Lesson 17</b> .....	<b>91</b>
True Worshipers	
<b>Lesson 18</b> .....	<b>96</b>
Sharing the Gift of The Good News	
<b>Lesson 19</b> .....	<b>101</b>
Consecrate Your Life to the Lord	
<b>Lesson 20</b> .....	<b>106</b>
A Queen Consecrates Herself to God	
<b>Lesson 21</b> .....	<b>111</b>
Samuel: A Child Consecrated to God	
<b>Lesson 22</b> .....	<b>115</b>
Pentecost!	
<b>Lesson 23</b> .....	<b>120</b>
Talking With God	
<b>Lesson 24</b> .....	<b>124</b>
Prayer Instructions	

<b>Lesson 25</b> .....	<b>128</b>
Jesus: A Model of Prayer	
<b>Lesson 26</b> .....	<b>133</b>
Daniel: A Young Man of Prayer	
<b>Lesson 27</b> .....	<b>137</b>
What It Means To “Bear Fruit”	
<b>Lesson 28</b> .....	<b>141</b>
Reaching Others For Jesus	
<b>Lesson 29</b> .....	<b>148</b>
Share the Gift of The Good News	
<b>Lesson 30</b> .....	<b>152</b>
I’m A Testimony of Christ By The Way I Behave	
<b>Lesson 31</b> .....	<b>156</b>
Let’s Go Share The Good News	
<b>Lesson 32</b> .....	<b>160</b>
God Gave Me Talents	
<b>Lesson 33</b> .....	<b>164</b>
Dorcas Serves Her Neighbors	
<b>Lesson 34</b> .....	<b>169</b>
Joseph the Administrator	
<b>Lesson 35</b> .....	<b>173</b>
The Gift of Healing	
<b>Lesson 36</b> .....	<b>178</b>
The Purpose of Jesus’ Life	
<b>Lesson 37</b> .....	<b>182</b>
Jesus’ Agenda	
<b>Lesson 38</b> .....	<b>186</b>
A Fully Dedicated Life	

<b>Lesson 39</b> .....	<b>189</b>
Happy Are Those Who Serve!	
<b>Lesson 40</b> .....	<b>193</b>
How Will I Obey God?	
<b>Lesson 41</b> .....	<b>197</b>
Obedient Children	
<b>Lesson 42</b> .....	<b>201</b>
Consequences of Abraham's Obedience	
<b>Lesson 43</b> .....	<b>205</b>
Obey, Just Obey: Jonah	
<b>Lesson 44</b> .....	<b>211</b>
To Obey is Better Than Sacrifices	
<b>Lesson 45</b> .....	<b>216</b>
Joyful Giving	
<b>Lesson 46</b> .....	<b>220</b>
Cain and Abel's Offerings	
<b>Lesson 47</b> .....	<b>224</b>
The Widow's Offering	
<b>Lesson 48</b> .....	<b>228</b>
The Messenger of God	
<b>Lesson 49</b> .....	<b>232</b>
God's Gift	
<b>Lesson 50</b> .....	<b>236</b>
Preparing the Way	
<b>Lesson 51</b> .....	<b>240</b>
Who Do You Look Like?	
<b>Lesson 52</b> .....	<b>244</b>
Let's Go, I'm Coming With You!	
<b>Lesson 53</b> .....	<b>248</b>
I'm Ready	

# OVERVIEW

## ***THE IMPORTANCE OF TEACHING THE WORD OF GOD TO CHILDREN***


Teaching the Bible is the beginning of building a strong Christian foundation within each child. When they hear the stories of the Bible, it will not only allow the children to learn about God, but it will instill Christian values within them.

Children should learn from an early age about the content of the Bible, the things God has done, the ways God expects us to behave, and how to follow God to foster a genuine interest in God, the church, and the Bible while they are young.

It is much easier to help children know God through salvation and redemption when they are young than to allow them to grow up in a world that does not honor God. Instruction about sin and the opportunity to be saved through God's favor and grace at an early age can provide a foundation that helps each child choose the right path in life, as opposed to the wrong choices the world teaches them, which could lead them into dangerous situations.

Therefore, the Thoughtful Truths contained in this document are eminently Biblical in perspective, presented at the child's level. Proverbs 22:6 says: "Start children off on the way they should go, and even when they are old they will not turn from it".

There is no doubt that childhood is the perfect time to start building the Christian foundation.



# THOUGHTFUL TRUTHS

*ALONG THE JOURNEY OF GRACE*

Lessons

## Lesson 1

# I BELONG TO THE FAMILY OF FAITH

Carmen Alicia Canahuí Pocop  
Guatemala

### The Great Desire

That our children identify the church as a community of believers that confesses Jesus Christ as their savior, and this community is also designed to give testimony of God's love to our world.

### To Remember

***“But you are a chosen people, a royal priesthood, a holy nation, God’s special possession, that you may declare the praises of him who called you out of darkness into his wonderful light.”***

**1 Peter 2:9**

## Introduction

Prepare one or two puzzles in advance, depending on the number of children you have. The objective is for the children to put the puzzles together as a class. (You can prepare the puzzle(s) using a picture of the church building and the members of the local church). Encourage the children to put the puzzle(s) together.

Do you like to do puzzles?

Jigsaw puzzles can be a lot of fun. (Open the box to show the puzzle

pieces.) Wow! Look at all the pieces in this puzzle.

The pieces come in different colors, shapes, and sizes. If you look at only one piece of the puzzle, will you know what the final picture is?

The pieces are not very important if they stand alone, but when you put them together, they make a complete picture. (The children will see the picture of the church building and the members of the local church).



## Thoughtful Truth

This puzzle teaches us an important lesson about the church.

What do you know about the church? (Allow time for them to respond.)

Who makes up the church? (Allow them to respond.)

Brainstorm the answers and come to the conclusion that the church is made up of many different members (children, youth, adults, and elders). Like the pieces of this puzzle, the members of a church are different in size, shape, and color.

- Jesus himself prayed that the church might be one so that the world might see God's love in us (John 17:22-23). You and I are part of a family of faith; Jesus wants us to love, help, and serve one another. When we do that, we become one, just as Jesus prayed we would be, and when we are one, the world can see God's love in us.

Today we will be talking about the church, the family of faith, to which we belong when we receive the Lord Jesus in our hearts. Will you join me in discovering in God's word what it tells us about the church? (Write the Bible passages on a poster and encourage the children to look them up.)

**1 Peter 2:9-10 teaches us the following points:**

### I. The Family of Faith is God's own special people (v.9 NKJV)

The church is not a building; it is a family, and it is made up of those of us who have received forgiveness from Jesus for our sins. John 3:16 tells us how God sent His only son to die for us on Calvary's cross so that we may be cleansed of our sins. He forgives our sins if we ask him to.

Just as God chose Israel, He also chose us to be part of His people through Jesus.

When we ask God for forgiveness for our sins, He forgives us and commands us to share His love with others, this is good news. This command is found in Matthew 28:19-20.

How many of you have obeyed this command and have shared God's love with your friends, classmates, or neighbors?

Just as God forgave us, He will forgive every human being who acknowledges their sins and confesses them. When people accept the Lord Jesus in their hearts they become part of this great family of faith, that is, the church.

## II. We are the people of God who have received mercy (v. 10)

Through Jesus Christ we have obtained God's mercy. Mercy is compassion for the needs of others, it is also giving a second chance to the one who needs it. In 1 Peter 2:10 we are reminded that we were not part of God's people before, but in Romans 5:8 it teaches us that even though we were sinners God showed us His love to us through the sacrifice of Jesus, that is to say, He showed us mercy by giving His Son. Because of the sacrifice of Jesus we have obtained mercy and if we receive Jesus in our hearts, we are part of this great family.

The church is made up of everyone, our brothers and sisters, who have accepted Jesus as their savior. God invites us to bring our gifts to service Him in the Christian community. We have been called to encourage others with the gifts and talents God has given us.

*(Show image #11 on The Church of the Nazarene Articles of Faith StudyMap. The StudyMap can be found at <https://www.mesoamericaregion.org/en/package/articles-of-faith-studymaps/#>)*

Explain to the children:

In every brick there are people, expressing that connected church members welcome God to reign among us and shine through us.

The church is a community made up of believers who confess Jesus Christ as their Savior, and it is designed by Jesus to give testimony of God's love to this world, by the power of the Holy Spirit. We are invited to express this love through:

- Evangelism: Communicating the gospel of Jesus to every person.
- Discipleship: Believers growing in their relationship with Jesus through prayer, by learning what God teaches in the Bible and then acting on what they learn.
- Acts of mercy: Showing compassion to the family of faith and non-believers. Helping the hungry, the thirsty, and any who are in need.

## Application

The important points of our lesson today are:

1. The family of faith (the church) is God's own special people.
2. We are the people of God who have received mercy.

## Conclusion

We have learned and let's remember every day that:

- We are the church, people who believe in Jesus Christ.
- The Church is not the building.
- God, through the sacrifice of Jesus on the cross of Calvary forgave our sins and when we ask for forgiveness, we become part of the family of faith, we receive the mercy of God.
- When we are part of the church, we have the responsibility to share God's love with all people who need God's forgiveness.

## Let's close our eyes to pray


- We pray that, every day, as the church we may be that family of faith and love.
- We pray that, every day, we share God's love to those in need.
- We pray that, every day, we will grow in knowledge of God's word and show God's love through our actions.



## We Say Good-bye!



**Instructions:** Color the following worksheet and talk with your class about the activities that take place within the family of faith.

# I Belong to the Family of Faith!



But you are a chosen generation, a royal priesthood, a holy nation,  
His own special people, that you may proclaim the praises of  
Him who called you out of darkness into His marvelous light;

1 Peter 2:9 (NKJV)



Discipleship

## Lesson 2

# JESUS AND THE CHILDREN!

Elba Marina Bernabe Caal  
Guatemala

## The Great Desire

That our children may approach Jesus with complete freedom and trust.

## To Remember

*“But Jesus called the children to him and said, ‘Let the little children come to me, and do not hinder them, for the kingdom of God belongs to such as these.’ ”*

**Luke 18:16**

## Introduction

Start your time together with some riddles, (you can include others).

**Q.//** I am 10% of what your parents earn from working and they give it to God, because they obey His word. Who am I?

**A.// Tithe**

**Q.//** I am the reason some people stop eating for a period of time, others for a day or a week. I am always accompanied with prayer. Who am I?

**A.// Fasting.**

**Q.//** I am a stage of life that all people must to go through to become an adult. Who am I?

**A.// Childhood.**

**Q.//** There were 12 of us, we worked with Jesus, but there were only 11 at the end. Who are we?

**A.// The Disciples of Jesus.**

**Q.//** I love children and all people, I came to this world because I love people. My Father sent me with an important mission. Who am I ?

**A.// Jesus.**

## Thoughtful Truth

Very good, congratulations, you did a great job answering the riddles!

In today's Bible reading, we will see how Jesus is interested in children. Jesus' love for children is evident in the things He does, He sets aside a special time for them, He takes care of them, He defends them and protects them.

We also see something that's very interesting; Jesus uses children as an example for adults.

Say: "Everyone here who is a child, raise your hands". (All or most of them will raise their hands because they are all children, and if there are any stragglers, encourage them to raise their hands as well).

Say: "That's so exciting! There are lots of examples here. Examples of humility and of trust in God, Jesus said so.

The gospel of Luke, chapter eighteen (Luke 18:15-17) tells us about three main groups of people, they are:

### I. The Children (v. 15)

The children represent the humble. Children were despised because they could not fulfill all that the Law commanded. And what did the Law command! A couple of things the Law commanded were mentioned by the Pharisee in his prayer in verse

12, listen to what he said: "I fast twice a week and give a tenth of all I get" (Luke 18:12). Oh, are children allowed to fast? It's possible, but it's not good for their health. Are children expected to tithe? No, maybe not for now, but when they grow up and have a professional career then they should tithe. However, children can give an offering when they earn or are given money. (Explain the difference between tithes and offerings is that Tithe is 10% of what you earn and an offering is anything else you would like to give to the Lord.)

In Jesus' time and today, children depend on their parents or caregivers to take care of them. When Jesus was teaching and preaching, mothers would bring their children to Jesus so that He would lay his hands on their heads and bless them.

How beautiful that must have been. Can you imagine seeing the of love those mothers had for their children? It was customary for mothers to take their children to a distinguished rabbi during the first year of life, so that he could bless them. Today it is customary for parents take their children to a pastor so that they can be dedicated to the Lord. And you are here today because your parents or caregivers brought you here to learn about Jesus and his Word.

Nothing and no one can or should prevent you from enjoying this privilege, a privilege that you should take advantage of all the time. During Jesus' time, there were some who wanted to prevent the children from being with Jesus, let's see who we are referring to.



## II. The Disciples (v. 15)

The disciples represent the attitude of those who exalt themselves and despise others. It is very dangerous for someone to consider himself better than others and look down on people. Unfortunately, the disciples acted that way, they thought they were the most important ones, since they walked with Jesus and they thought that no one should bother him.

Verse 15b says: “When the disciples saw this, they rebuked them.” To rebuke means to speak or express in an authoritative and severe way disapproval because of a performance or behavior.

So, this was a difficult moment for the mothers of these little ones, they may have wanted to push past the disciples to get to Jesus. It was a stormy moment of disappointment and anguish for the children.

It is here that our main character enters the scene.

## III. Jesus (v. 16)

Jesus is the best friend of children and of all of us. The children wanted to come to Jesus, they loved Him and

He loved them too; it was a reciprocal love. Ask: “How many of you here love Jesus?” Jesus loves you too! You must be sure of that; he loves us all the same.

Imagine Jesus sitting on the grass, or on a stone, or perhaps on a log. And he calls to the children to come closer to Him. When he did this, He also got the attention of His disciples. Let’s read Verse 16: “But Jesus called the children to him and said, ‘Let the little children come to me, and do not hinder them, for the kingdom of God belongs to such as these.’ ” What beautiful words, what a beautiful attitude of Jesus, an attitude of love, of tenderness. Jesus knows how to communicate with children, He understands them, He loves them, that’s why He takes care of them.

The touch that Jesus gave to the children is very important; it is a special touch. Anybody can touch someone else, but it is not the same kind of touch that Jesus gave.

For example, we touch people or people touch us when playing games like tag or Duck, Duck, Goose. (It is good to look up and remember these games, to have an idea of what they are; depending on the country, they may be called by different names).

But Jesus touched the children to bless them! To bless them, to pray for them, a pure and clean touch, a touch of love.

Matthew 19:13 and 15 tell us: “Then people brought little children to Jesus for him to place his hands on them and pray for them” and “When he had placed his hands on them, he went on from there.”



From this passage we know that Jesus blessed them. Putting a hand on someone's head and praying for them is a way of giving a blessing.

Jesus did this with the children. We have leaders in our congregation who can pray for you and place their hands on your head. If you feel comfortable, let them pray for you because it is a blessing that comes from God. (Clarify that if a child is uncomfortable with someone placing their hand on their head, the child doesn't have to let them; and if someone is going to place their hand on them, it should be to bless them, not to hurt to them).

And if you want to pray a blessing over your friends, siblings, family; it is very important that you only do it if you do it in the name of Jesus. If we do it for ourselves, nothing is going to happen. Jesus is a kind person and children love kind people. Children love Jesus. Amen!

## Application

Today's topic taught us about the following important points:

1. That we are never too small or too big to come to Jesus.
2. That Jesus loves us and always waits to receive us with open arms.
3. That Jesus used children as an example of humility.

## Conclusion

In daily life we need a refuge, a comfort, a special touch, someone who understands us; that person is Jesus. He is the one who loves us and calls to us with a sweet voice of love. He is our faithful Friend, who wants every child to come to Him, to look for Him in those difficult moments, in those times of torment, Jesus is here.

## Let's close our eyes to pray

- Thank you, Jesus for loving and protecting us, you are our friend and we want to be your friends.
- Jesus, we want to grow in the knowledge of your Words and know you more.
- Now we know that your arms will receive us at any time, thank you Jesus for being with us.
- We pray that you, Jesus, will help us to teach our friends to know You. Amen.



## We Say Good-bye!

Prepare the material in advance and, with your helpers assistance, hand them out to each child.

### Material:

Two strips of blue paper for each child; height = 2 inches, width = the width of a sheet of paper (8.5 inches).

One blue sheet of paper for each child.

One sheet of clear plastic; the size of the sheet of blue paper for each child.

One coloring sheet for each child; the image of Jesus and the children (on the next page. This can be smaller than a standard sheet of paper.)

### Instructions:

Allow the children to color the activity sheet including the theme.

Then have them paste it on the blue sheet of paper that will be provided to each one.

The two strips of blue paper should be folded in half lengthwise. One strip is glued on top; holding the blue sheet and the clear plastic. The other strip should be glued on the bottom of the plastic sheet only, so that the plastic can move and is free to be lifted up.

Glue a strip of paper or yarn on the back as a hanger.

The picture can be hung on the wall of the house as a reminder that Jesus loves children.



# Jesus and the Children!



## Lesson 3

# WE HAVE A MISIÓN

Edith Eunice Chinchilla de Aragón  
Guatemala

## The Great Desire

That our children come to understand that God created us to share His word.

## To Remember

***“Therefore go and make disciples of all nations, baptizing them in the name of the Father and of the Son and of the Holy Spirit...”***

**Matthew 28:19**

## Introduction

Many times, I have wondered... “What if I don’t teach others about the truth?”

The other day I was talking to a friend of mine, she had not accepted Jesus into her heart and she told me that she felt sad, she felt she needed something in her life to be happy, but she didn’t know what it was.

I began to feel God telling me to talk to her about Him, but I did not have the courage to tell her.

When I said goodbye to her, I felt bad. I started to think: “If I feel so happy to have Jesus in my heart, why didn’t I tell her that there is someone who could make her happy?” A few days later I saw her again, I asked her how she was doing and she told me that she still felt sad, I did not hesitate again and I told her about Jesus.

Now my friend is the happiest and most active person in the church. Every time I talk to her she tells me “I am the happiest person in the world!”

Many times we meet people who need Jesus and because we're shy or we don't feel safe we don't talk to them. Being children of God doesn't just mean being good, going to church, praying, etc., but it also means we need to share with other people the happiness and joy that only He can give us. We need to teach others that if we walk hand in hand with Jesus and become more like Him, we will be happy.

## Thoughtful Truth

Reflecting on this we realize how important it is to make disciples who follow God. But... What is disciple-making? (Let the children answer.) To make disciples is to help people know about God's love, to help them follow His ways and lead a life that He has commanded us to live. It means we need to walk beside them until they come to know Jesus, the one who is the truth.

### I. Make disciples for Jesus because He is the giver of life.

It is important that people learn about Jesus, follow Him and become His disciples, because true life is found in Him. Ephesians 2:10 says, *"For we are God's handiwork, created in Christ Jesus to do good works, which God prepared in advance for us to do."*

That means that we were created by Him and for Him, to follow Him and to show His way to others who still do not know Him.

Jesus gave us life for us. What can we give to Him? (Wait for the children to respond.) Jesus asks us to make disciples, so that not only will we know who our Creator and Savior is, but that all people may know Him.

### II. To make disciples is to help people follow His ways.

God not only asks us to be His disciples, but also to teach others so that they can know Him through us. In Acts 13:47 God tells us to be a light to people who don't know Him, to take the message of salvation to all the earth, and how nice it would be to know that someone came to Christ because of us! God rejoices when He sees that we make new disciples for Him. Now I ask you, what will you do to bring new disciples to Christ? (Wait for the children to respond. Their responses may include the following:)

1. Talk about God's love to my classmates at school.
2. Live my life in a way that shows others how God has changed my life.
3. Tell others that God gives us eternal life and we can be very happy with Him in our lives.
4. Pray for them.

### III. Jesus and His disciples

As we try to make disciples, we must remember that Jesus also made disciples. Jesus' followers walked with Him, lived with Him, watched Him show His love to others, sat at His feet and learned from Him. This is how we must also be, helping others to follow God's ways, pray for them, talk to them to find out how they are doing and show them the love God has given us by sharing what we have with them.

The more we know God, the more we love Him and want others to know Him, but how do we do that? (Wait for the children to answer.)

When Jesus rose from the dead He told His disciples, *"Therefore go and make disciples of all nations, baptizing them in the name of the Father and of the Son and of the Holy Spirit"* (Matthew 28:19). We must not wait for people to come to Jesus, we must tell others about His love, wherever we are.

- When we do this, Jesus tells us in Matthew 28:20 that He will be with us. He will help us so that we can tell others about His love, we just have to follow Him and obey Him. How beautiful it is to tell others about Christ and His power to save us!

Would you also like to be a messenger of Jesus and share this good news with those who do not know His love? (Wait for the children to respond.)

### Application

In our lesson today we learned about the following important points:

1. We must teach others that God is the giver of life.
2. We must teach others what it means to follow Christ.
3. We must be like Jesus and tell everyone about His love.

### Conclusion

It is very important to know that God was the one who gave us life and He loves us, so we must follow Him and fulfill the Great Commission that Jesus left us which is to *"go and make disciples of all nations"* teaching others about Jesus and His love and as we do, we can know that He will be with us all the time.

### Let's close our eyes to pray

- We pray that we will not be afraid to tell others about God.
- We pray that He will give us the wisdom to tell others about His love.
- We pray that we may teach others about Jesus and what it means to follow Him.





## We Say Good-bye!

**Instructions:** Help Jesus' disciple by showing him the path to take to reach the other people.





## Lesson 4

# WHY SHOULD I BE BAPTIZED?

Jorge Morales  
Guatemala

## The Great Desire

That our children know why they should be baptized and be willing to participate in this act in obedience to the Lord.

## To Remember

*“And a voice from heaven said,  
‘You are my dearly loved Son,  
and you bring me great joy.’”*

*Luke 3:22b (NLT)*

## Introduction

During the week read the passage from Luke 3 where the baptism of Jesus is narrated and we are presented the magnificent scene in which the presence of the Triune God, whom we serve with love, is highlighted (Luke 3:22b NLT).

Prepare, in advance, a scene for your classroom that includes trees, flowers, rocks, birds, a caterpillar, a butterfly, and a branch with a cocoon on it representing the transformation of the caterpillar into a butterfly.

Also prepare photographs of a person graduating from High School or University, of reaching the finish line in a marathon, and pictures of a trophy or medals. Most importantly, use your imagination to capture the children’s attention by reciting the following poem.

## I Am a New Creature

A leaf, a rock, and a pretty flower,  
A picturesque landscape and a little  
songbird,  
This was the scene of my special day,  
as I was to become a spectacular  
creature.

Many months had passed since the  
last time, I was very different,  
What I would be I did not yet know,  
But I did know that I would be a new  
creature.

Green, black and yellow,  
Those colors I remember well,  
The old me.  
I don't know what surprise awaits me,  
But I can't wait any longer.

A little caterpillar,  
Unique and exceptional,  
My past life wasn't amazing,  
And many times, I wasn't very happy.

Wrapped up in my thoughts,  
I didn't even realize,  
The great transformation  
From the Creator I received.

But what am I seeing?  
I can't believe it,  
One, two!  
Two wings behind me,  
Colorful, beautiful, and incomparable,  
Painted with great creativity.

At last! At last, I've made it,  
The wait is over!  
I have been transformed  
The Creator, a new form has given me  
Now I am a new creature

To the highest and most unfathomable  
I can fly.

No matter what happens  
I will grow, I will live and I will do my  
best,  
The author of my life,  
I will always serve.

*Written in Spanish by  
- Jorge Morales*

Tip: In order to captivate the children's  
attention, you could dress up as the  
character in the poem. This would  
create a fantastic and wonderful  
environment, allowing the children's  
imagination to soar.

## Thoughtful Truth

All right kids, how many of you have  
enjoyed watching the transformation  
of our caterpillar into a butterfly?  
What an incredible transformation,  
don't you think? There is something  
I want to tell you, we have all been  
called by Jesus to live with Him and  
in Him.

In the illustration we just saw, before  
our little caterpillar went through a life  
changing process he had to wait for  
a while to be able to transform into a  
butterfly. In the Bible, we see another  
example of the best change in life, and  
that example is Jesus. He participated  
in an act of change in His life, and that  
act is called BAPTISM.

Jesus participated in the act of baptism with the sole intention of teaching us what baptism is. Baptism is a sacrament that symbolizes that we have been redeemed by Christ and we are leaving our past life behind us.

(To get the class off to a good start, ask the children the following questions.)

- Have you ever hear the word baptism?
- Do any of you know how a baptism is performed?
- Have any of you seen someone baptized?

(Allow the children to respond and share their ideas).

Today, in Matthew 3, we will learn about the meaning of baptism, who can be baptized, and why we should be baptized.

## I. What does baptism mean?

We know that water is a natural physical element, therefore, it cannot literally wash away or cleanse people's sins. Sins are spiritual stains, which damage our heart and separate us from God. Sin cannot be removed with a physical element, such as water. (It would be great to have a bucket of water, in order to make it clear that water can only clean what it can touch.)

So, it's not that water has supernatural powers like we've seen in superhero

movies where people can control elements like water and make those elements do what they want them to. You're probably wondering, then why does baptism take place in the water? The answer is very interesting.

In Matthew 3 a man named John, who was referred to as John the Baptist because he baptized people in the Jordan River, performed a symbolic act in the river. This act was performed with the objective of making a persons life change, causing complete transformation in all areas of the baptized persons life.

Baptism was an act of faith in which people repented of their sins. They recognized that they had many stains on their hearts that prevented them from a special relationship with God. God was willing to receive them and forgive their sins, even before they thought about looking for forgiveness. The prevenient grace of God was pursuing them and now they had the opportunity to be redeemed and transformed into new creatures.

## II. Baptized is an act of obedience to God.

Baptism is an act of obedience. We see in Matthew 3:1-3 that John invited people to repent and be baptized, he didn't force them, he gave them the opportunity to decide and participate in the act of faith (baptism) of their own free will.

Jesus first teaches us to obey all of God's commands. He was baptized to fulfill the command that had been entrusted to Him.

Baptism is an act to which all believers are invited to participate in with joy and to receive with love, the gift of redemption. Isn't that Wonderful! We can compare this part of baptism to the verse of the poem when the caterpillar said: ... "This was the scene of my special day, as I was to become a spectacular creature". Our caterpillar friend was very excited to receive this transformation. In fact he was so excited about the transformation that in another verse he said: "Wrapped up in my thoughts, I didn't even realize, the great transformation from the Creator I received". He was only thinking about the moment in which he would change and become a new, renewed and different creature.

So, when we partake with joy, happiness, love and enthusiasm in the sacraments ordained by God, we are being obedient, and the heart of God rejoices.

**III. When we are baptized we start a new life in Christ; we become a new creature.**

Remember the poem that was recited before? Our caterpillar friend said: "At last! At last, I've made it, the wait is over! I have been transformed. The Creator, a new form has given me. Now I am a new creature. . . I can fly."

You see, he was very happy because he was no longer the same, he had been transformed. What form do you think our caterpillar friend took? Yes, a butterfly! He was now totally different from his previous form, it was time to start a new way of life.

Baptism is a public testimony in the presence of many witnesses. It's a way of saying goodbye to the things of this world. When we accept Jesus our life is changed, it's transformed and made new. We are new creatures! In 2 Corinthians 5:17 we find a passage that says, "*Therefore, if anyone is in Christ, the new creation has come: The old has gone, the new is here!*"

In Matthew 3:16 it says that when Jesus was baptized, the heavens were opened and the Holy Spirit descended upon Him in the form of a dove. Extraordinary! When we are baptized, the Holy Spirit descends upon our lives, and changes us and as we spend time with Jesus we become more and more like Him.

Remember that at the beginning of the class I mentioned that Jesus has called us to live with Him and in Him? 2 Corinthians 5:17 says: "*if anyone is in Christ. . .*", if we please God in the way we live and do His will, His grace remains in us, and we will always be new, happy creatures. Even when we face hard times, we will give Him our best and serve Him, because He has transformed us.

The poem goes on to say: "No matter what happens, I will grow, I will live and I will do my best. The author of my life, I will always serve".

## Application

Today we learned three very important points, they are:

1. What does baptism mean?
2. Baptized is an act of obedience to God.
3. When we are baptized we start a new life in Christ; we become a new creature.

## Conclusion

We have come to the end of lesson; Remember: Jesus was baptized, not because He had sin in His heart, as many people at that time had, (Matthew 3:14-15) but as an example to us. John knew that Jesus did not need to be baptized, however, Jesus gave him a reasonable response in verse 15 when he said: *“Let it be so now; it is proper for us to do this to fulfill all righteousness.”*

Jesus' objective was to show us this example of a valuable act of faith, in which we publicly declare that we have asked Christ into our hearts and have received the Holy Spirit. We become a temple of God's Spirit, and that is when the true transformation of our lives begins. We live differently than we did in the past, and we take care of God's temple, (our heart).

## Let's close our eyes to pray

- We pray for God to help us to live a life pleasing to Him; that He will help us not to sin and create stains that dirty our heart, which is the temple of the Spirit of God.
- We pray that we will be obedient children; that we will grow up with the desire to be baptized and transformed by God's grace and live according to God's will.
- We pray that God will remind us that the closer we are to God, the stronger our faith will be and that day by day we will be renewed in all areas of our life.



## We Say Good-bye!

During the week prepare the song:

**2 Corinthians 5:17 - A New Creation.** Teach the children actions to help them learn the song. You can print it out if you think that will help. Below, you will find the lyrics and the source where you can access and download the audible song.

### 2 Corinthians 5:17 - A New Creation

Second Corinthians 5:17  
yeah, yeah (x2)

Therefore, If anyone is in Christ  
He is a new creation. (x 4)

The old has passed away  
Behold the new has come. (x 4)

Second Corinthians 5:17  
yeah, yeah (x2)

Therefore, If anyone is in Christ  
He is a new creation. (x 4)

The old has passed away  
Behold the new has come. (x 4)

Second Corinthians 5:17  
yeah, yeah (x2)

Book, Chapter, Verse (x 2)

The old has passed away  
Behold the new has come. (x 4)

Second Corinthians 5:17  
yeah, yeah (x2)

### Website:

[https://www.youtube.com/watch?v=n5DBY3Bo\\_NA](https://www.youtube.com/watch?v=n5DBY3Bo_NA)

## Lesson 5

# WHY SHOULD I PARTICIPATE IN THE LORD'S SUPPER ?

Pamela Vargas  
Guatemala

## The Great Desire

That our children understand the importance of the covenant that God made with His people and how it was renewed by Jesus.

## To Remember

*"In the same way, after the supper he took the cup, saying, "This cup is the new covenant in my blood, which is poured out for you"*

**Luke 22:20**

## Introduction

To introduce today's topic allow the children to read Jeremiah 31:31-33 and give them materials to make a sign with the words: *"I will be their God, and they will be my people"* - Jeremiah 31:33b. Let them use their creativity with colored paper, wool, string, pompoms, etc.

After making the sign, remove the materials and stick the children's signs on the blackboard or on a wall.

## Thoughtful Truth

When the people of Israel were freed from slavery in Egypt, they came to a place called Sinai, which was in the desert with a mountain nearby. God, called Moses to the top of the mountain (Exodus 24:12-18) where His glory was. There, God had prepared a special gift for His people; a stone table with the laws and commandments He had written for their instruction. These instructions were to help the Israelites know how to act justly and faithfully before Jehovah, their God.



The people began to worry because Moses did not return and they thought he had died. So they asked Aaron to make them a golden calf that they could worship; and so the people who had previously confessed obedience to God were betraying.

## I. What is a covenant?

A covenant is an agreement between two or more people that requires both parties to fulfill a set of conditions. God's covenant with His people, Israel, stated that they would be God's people and He would be their God. But, in order to fulfill that covenant, Israel had to obey a set of commandments.

It's a lot like a marriage; when two people get married, they make vows or promises committing to being faithful to each other as well as other obligations; but a special trait of marriage is that the couple getting married is doing so voluntarily, it's their choice.

The same is true with the covenant that God makes with His people, today. Each of us must voluntarily decide if they want to belong to the people of God and live in obedience and faithfulness to Him.

That is what the People of Israel at Mount Sinai. In response to the Lord's words presented by Moses they said: *"Everything the Lord has said we will do."* (Exodus 24:3)

## II. The New Covenant

By studying the Bible, we see that throughout history God's people were consistently unfaithful. Neighboring countries oppressed Israel and as a result Israel tended to adopt their gods or Baal and worship them, thus failing to obey the commandments of God (they were very disobedient).

The new covenant is the renewal of that original covenant between God and His people; the difference is that Jesus had to surrender so that His blood would seal the new covenant and make it possible for God and His people to be together again; that is why in Luke 22:20 Jesus refers to a new covenant.

## III. Why we celebrate the Lord's Supper.

The Lord's Supper is a special ceremony, or sacrament, that helps us remember that God loves us so much that He gave His Only Son so that we might belong to His people.

The Lord's Supper that we celebrate is based on The Last Supper of Jesus. The Last Supper was a meal that Jesus shared with His disciples before He was betrayed and crucified.

His disciples represent all the people of Israel and the blood of Jesus shed on the cross allowed the covenant of God to be renewed with all people.

It's very important that when we participate in this sacrament, we are aware of what we are celebrating and the meaning behind it.

## Application

The blood of Jesus, which cleanses us from all our sins, was the seal of the new covenant, a renewed covenant of love between God and His people, committing us to live in faithfulness, obedience and righteousness.

- We can take the words spoken by the Israelites at Mount Sinai and make them our own, *"Everything the Lord has said we will do."*

We must be steadfast and obey God's covenant in order to be children of God. Just as our signs say; God will be our god and we will be His people.

## Conclusion

We have learned that the Lord's Supper is a special ceremony that helps us remember Jesus' great love in giving His life for us and shedding his blood to renew the covenant between God and His people.

Anyone can participate in the Lord's Supper, as long as they are clear about what they are celebrating.

Remember to ask God to give you a pure heart that will help you to always live in obedience to Him.

## Let's close our eyes to pray

- We pray and thank God for the opportunity He has given us to know Him.
- We pray and thank God for His incredible love and the sacrifice Jesus made on the cross so that we could be part of God's people.
- We pray and ask God to help us to always be steadfast and obedient.



## We Say Good-bye!

Give the children materials to make a hanging. You can use the following suggested sample or use your own creativity to make a different one. (Sample source: Editorial Dinámica)



## Lesson 6

# DISCIPLES WHO LOVE

Rosario Xuc T.  
Guatemala

## The Great Desire

That our children become disciples who love.

## To Remember

*“Little children, let us love, not in word or speech, but in truth and action.”*

**1 John 3:18 (NRSVUE)**

## Introduction

During the week, memorize the story “Help Your Neighbor”, prepare all the things you will need to tell the story (i.e. two pictures of twin boys, an old man, a girl, a mother, a house, a forest, and items like an apple, some snacks, bandages, etc.). Start by telling the story and showing the pictures or objects at the appropriate time.

### Help Your Neighbor

Sebastian and Sergio were twin brothers! Everyone thought they looked alike, but they had very different personalities. Sergio enjoyed life a lot, in fact, he didn’t care much about what was going on around him. The only thing that interested him was his happiness.

On the contrary, Sebastian liked to help people, he had a very noble heart, he liked to take care of his

grandparents, run errands for his mom, help his dad, and even help his brother with his homework. Everyone was very fond of him, because he was always willing to help others.

During summer vacation, the twins went to camp with their friends; the first day was great, and the brothers enjoyed it a lot. But on the second day they got lost on a hiking trail. Sergio started walking towards the forest and Sebastian followed him. After a while, they went in separate directions and got lost.

Along the way, Sergio met a man who asked him for food. Sergio refused to share with him. Then he met a little girl who had injured in her leg. She asked him to help her get back home. But, Sergio gave her several excuses and didn't help her.

Sebastian had lost track of his brother, but he ended up on the same trail a few meters behind Sergio. So, he came across the same man. Sebastian gave him an apple and continued on his way. Further along he met the injured girl, whom he helped stand up, offered her food and helped her get home.

When they arrived at the girls home, it was already dark. The girl's parents asked him to stay and told him they would help him find his brother and friends the next day. Sebastian agreed.

Back on the trail, the darkness and the noises of the forest began to frighten Sergio. He would have liked to have someone with him, but there was not a single person around. He felt lonely and cold.

After a while, Sergio came across the same man he had seen before; he ran to him and asked for help. He needed to know if the man had seen his brother Sebastian. The man told Sergio: "Of course, I've seen Sebastian! He helped me when you refused to, when I needed it. Why should I help you now?"

Disheartened, Sergio walked away. A short time later he saw lights on a hill, it looked like a village, so he ran to it! On the way he stumbled, hurting his leg, but he still managed to make it to the village. At the entrance was the same girl whom he had not helped on the trail. Sergio asked her to help him find a place to stay for the night, but the girl simply told him to stay under a tree.

Sergio sat down under a tree and began to cry. He now realized the importance of helping others. He spent the night in pain and cold.

The next morning, Sergio heard a voice calling his name. It was his brother and the girl from the village. Sergio hugged them and said: "Oh, thank God, you found me. I now understand how important it is to help others!"

From that day on, the two brothers not only looked alike physically, but they also behaved a lot alike.

## Thoughtful Truth

What an interesting story we just heard! Do you know something? Each one of us is called to be a disciple of Jesus. Who or what is a disciple? (Allow the children to answer what it means to them to be a disciple, then continue).

Another word we might use for disciple is “follower,” meaning someone who follows the life and teaching of another person. In our case, we call ourselves disciples, because we are followers of Christ. Not just because we follow Jesus, but because we do the things he has taught us to do.

Today we will learn about the Jesus’ Disciples, that is, the men who followed and who loved Jesus.

How many of us like to be loved? (Let the children respond.) Yes, we all want to be loved.

In 1 John 3: 11 to 18 we learn that:

### I. Jesus’ disciples love one another. (v. 11)

In Genesis chapter 4:1-8; we are told a story of two brothers, Cain and Abel. The brothers brought offerings to God to sacrifice. They both had good things to sacrifice to God. God was pleased with Abel’s offering and He didn’t look with favor on Cain’s Offering. Cain was angry and he grew to hate his brother so much that he killed him. The Bible

says that Cain actions were evil and Abel’s actions were righteous.

One of the things we need to remember is that Jesus has always taught us to love God and our neighbor as ourselves (Mark 12:30-31). If we do this, then we are considered disciples of Jesus. It doesn’t matter if others make faces at us, or criticize us, or don’t hang out with us.

We know that when we accept Jesus in our hearts, we no longer walk in darkness, but in the light of Jesus; and the way to show that we walk in the light is to love our neighbors. If we do not love others, we are not following Jesus.

And who wants to be a follower or disciple of Jesus? (Allow the children to respond.)

We all do!

### II. Jesus’ disciples love because they know love. (v. 16)

Someone who does not know love, not even what “to love” means, cannot love. No one can give what they don’t know and what they don’t have.

In the book of John, he tells us in chapter 3 verse 16 that Jesus showed His love. How did Jesus show his love? Jesus showed us His love by laying down His life to save us from sin!

It did not seem right to Jesus that we should die eternally, so He decided to go to the cross because He loved us.



His love led Him to sacrifice Himself for you and me.

We, as disciples of Jesus, love because Jesus taught us how to love, and what it means to love our neighbor.

What do you think we need to do to show that we love our friends, enemies and neighbors? (Allow the children to give their answers, then continue.) Somethings we can do are:

1. Share food with those who don't have any.
2. At school we can lend someone an eraser, a pencil, toys, etc.
3. We can tell our parents when someone is sick so we can help with medicine or meals.
4. We can pray for those in need, because sometimes we can't be there for them, but God is always with them.

We might be able to have a lot of things, like a nice house, money, a car, an expensive backpack, fancy toys, clothes, shoes and other things. But if we see someone in need and we don't give to them, we cannot say that God's love is in us.

We, as disciples of Jesus, know about love, but more importantly, we know the author of love, and we need to follow His example, every day of our lives.

### III. Jesus' Disciples love in truth and action (v. 18)

Guess what children? I could teach you about Jesus, His disciples, love for God and our neighbor. But you know what? I could fall into a big lie if instead of practicing the things I teach you, I do the opposite.

I could criticize my brother, I could hit my classmates at school, I could insult someone with my words, I could have bad thoughts, I could say mean words to my parents, friends, siblings, I could tell bad jokes, I could wish someone bad things. If I practice these things, then I am not loving in "truth and action".

The story you heard at the beginning of our class time taught us that Sergio did not do anything for his neighbor and Sebastian did, because one was a kind person and the other was not.

As disciples we are to tell others about what we learn from Jesus. In John 4:8 John tells us that the person who does not love does not know God, because love is of God.

If we say that we love God and our neighbor, we need to show it by loving others with actions, by actually doing something, and then we will also be practicing truth.

## Application

Today we learned about the following:

1. As disciples of Jesus, we should love our neighbor (people who are in need).
2. As disciples of Jesus we know about love.
3. As disciples of Jesus we are to love in truth and action.

## Conclusion

It is very important that every day you and I remember that Christ showed us His love by dieing on the cross for our sins. God is a God of love, and Jesus is the best example to follow. Just like Jesus loved others when He walked on earth, so we, as His disciples should also show love towards our fellow man. Remember that a follower of Jesus loves his neighbor, knows about love and practices it, and they love in truth and action.

## Let's close our eyes to pray

- We pray that every day we may be disciples who love our neighbor.
- We pray that every day we may know more about Your love so that we may share it.
- We pray that every day we may put into practice all that we learn and love in truth and action.



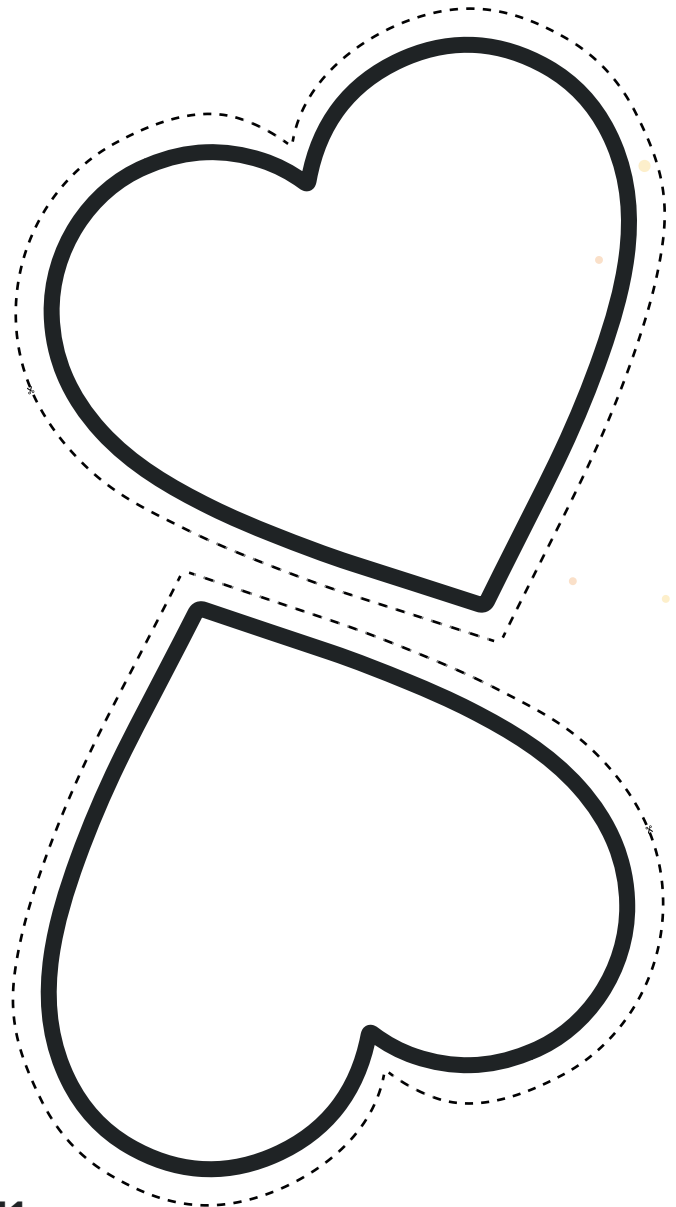
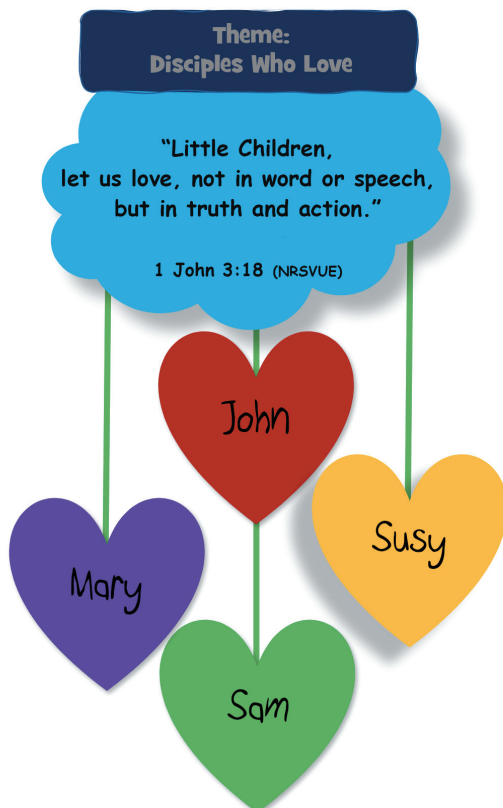


# We Say Good-bye!

Prepare ahead of time the following materials: a copy of the activity sheet on the following page for each child, some yarn, tape, glue, crayons, and scissors. On the page below you will also find additional hearts that can be copied for each child.

Give each child an activity sheet and some additional hearts. Have the children color the activity sheets and then write their name on one of the hearts. Then have them write the names of their classmates' on the other hearts. Cut out each shape. Glue the Theme shape to the cloud. Use tape and the yarn to attach the hearts to the cloud. . (See example below).

**It should look like this:**






# Disciples Who Love Jesus

Instructions: Cut out the shapes and follow your teacher's Instructions to make your hanging.

**Theme:  
Disciples Who Love**

"Little children,  
let us love, not in word or speech,  
but in truth and action."

1 John 3:18 (NRSVUE)



## Lesson 7

# THE MOST IMPORTANT COMMANDMENT

Jhoselyn Barrios  
Guatemala

## The Great Desire

That our children will love God with all their hearts, minds, souls and strength.

## To Remember

***“Love the Lord your God with all your heart and with all your soul and with all your mind...”***

***Matthew 22:37***

## Introduction

Start by having a conversation with your students about what happens every day in our homes. This will be a good way to lead into the lesson.

There are situations that are beyond your control, for example, not seeing your parents during the day sometimes feels a little strange. But when you feel their hugs, goodnight kisses, words of encouragement, and compliments for the way you faced the challenges you went through

during the week, your heart is so full of gratitude and love because you have people around you who love you and show their love to you every day.

That’s how God is with you, He is there for you every day, He runs to embrace you and comfort you, He celebrates your triumphs. He is the first spectator of your witty remarks, smiles, experiments, challenges, moments of frustration and tears.

Your heart fills with joy and gratitude when you see the reaction of your parents and grandparents when they hug you. Your heart, mind, soul, and emotions feel that same love and gratitude for God and His love. But sometimes we are not so aware of that.

Think for a minute about an experience from the last few days, when you did something that you knew was not right, for example: watching TV longer than you were told to, not doing your homework, not fulfilling your responsibilities at home, breaking something that belongs to your parents and not telling them, not cleaning up after your pet. How did your parents react? Did they give you a reward for showing them your love by doing any of those things? Probably not, they didn't feel loved by you when you refused to do something they asked you to do.

God feels the same way. Many times we don't show God our love and gratitude when we do and say things that make His heart sad.

Not obeying our parents also shows what is truly in our mind and heart.

That is true for everyone.

## Thoughtful Truth

How wonderful it is to feel our parents' love! We are so happy to receive their love. But have you ever thought about how they feel when they receive and feel our love? Of course, they want to know that we love them too, not only by the things we say, but also by our actions and our attitudes.

The same is true with God, it's not enough just to say that we love Him, we need to show Him with our actions, words and attitudes that we really love Him.

In Matthew 22:37 we learn that:

I. We are to *“Love . . . God with all your heart”*.

In the Gospels of Matthew and Mark we find a conversation that Jesus had with one of the scribes. Scribes were wise men who interpreted and taught about God's law. They knew what the law said, but they didn't always understand how to apply it to life. Sometimes their interpretations made God's law more difficult to obey.

It's not surprising that a scribe would ask Jesus what the greatest commandment was. Jesus' answer should make us think. To love God wholeheartedly means to love Him not only with our words, but also with what is inside us, our desires. That may mean that we no longer put our play time or our time to relax first.

When we love our parents, we don't show it with just our words, but also with our actions, which are the result of our heart's motivation.

For example: you cleaned your room today, but because you played with your friends longer than you were supposed to or your spent too much time on your video game, you forgot to do your homework.

What was the real motivation of your heart? To satisfy your own desires or to love your parents with your actions? This is what Jesus means by loving God with all your heart. He wants your real motivation to be to love Him above all else. And when you do, your actions will reflect the love for God that is inside your heart.

## II. We are to love God “with all your soul”.

Jesus refers to our “soul” in our verse. Our soul is what makes us who we are: our personality, the emotions we feel, what we think and how we reason. It’s everything that makes us a individual who makes decisions. Sometimes we decide to disobey, and this is not what Jesus wants. Jesus wants us to love Him with all we are. He doesn’t want to make you boring, He wants your whole being to be filled with His love.

You may think that you are nothing like your dad; you are more outgoing, you like to experiment and create things, you are more cheerful and bold. Your dad is the opposite. Does that mean you have nothing in common and that you don’t love each other?

The same is true with God. You may think that your personality is nothing like what God expects because you like to be more playful than others, that’s your personality. Your parents love you how you are. God loves you how you are. God doesn’t want to

change your personality. He created you. But He does want you to love Him so much that it shows in your attitudes, thoughts, actions, decisions, etc. Instead of making His heart feel sad, make Him happy and proud of you.

## III. We are to love God “with all your mind”.

The book of Genesis says: “ Then God said, *“Let us make mankind in our image, in our likeness...”* Genesis 1:26. When we talk about likeness, we are also referring to intellect, how we think and reason. How you think and reason should show your love for God. Your will and who you are lies within your mind, so it is important to think about the things that please God: to be grateful, to share what you have, to be kind. All of these things reflect your obedience to God. Jesus was loving, compassionate, helpful and kind. Those are the basic characteristics of the likeness that God has placed in your life. Let’s love God will all our minds.

## Application

In our lesson today, we learned these important points:

1. We are to love God with all our heart.
2. We are to love God with all our soul.
3. We are to love God with all our mind.

## Conclusion

Loving God is much more than words. It's not only saying: God, I love you, it's thinking, acting, speaking in a way that pleases God. When you're not loving God with all your heart, soul, and mind, you aren't enjoying the personality He gave you. Your unique personality and who you are matters to God because He loves you with an eternal love.

We all need to learn to love God with all of our hearts, souls, and minds.

## Let's close our eyes to pray

- We pray that our desires will be in line with God's plan for our lives.
- We pray that we will love God with all our soul, with all we are.
- We pray that our thoughts will be pure and genuine, pleasing to God.




## We Say Good-bye!

**Instructions:** Each child will need a sheet of white construction or heavy paper, and 3 pieces of colored paper: red, yellow and brown. You will also need markers, scissors, and glue.

In the center of the white sheet of paper, draw a silhouette of a girl or boy. (This can be done ahead of time, just make sure you have one for each child in the corresponding gender). Or provide a cardboard cutout for the children to trace and let them draw the silhouette themselves.

With the colored paper, you will need to cut out the following: Red: a heart; Brown: a brain; and Yellow: a happy emoji. (These can be cutout ahead of time or have them already drawn on the paper and let the children cut them out.)

Once you have the silhouette drawn and the three shapes cut out, paste the shapes on the paper (see example below). Then at the top of the sheet write, or help the children write: THE MOST IMPORTANT COMMANDMENT. Hang the children's craft in a visible location of your room so they'll always be able to see it and be reminded of today's lesson.



## Lesson 8

# TRUE LOVE

Raquel Barrientos  
Guatemala

### The Great Desire

That our children learn to love God and their neighbor.

### To Remember

*“We love because God first loved us.”*

*1 John 4:19 (ICB)*

## Introduction

Look for the video “What is love - #Love explained for kids - Read aloud Story / Curious Ladybirds” or copy the following link <https://www.youtube.com/watch?v=1WDAiqlgVM0>.

Try to have a place to project the video or a way to show it on a large screen so that the children can better appreciate the sound, images and story.

When you finish watching the video, say to the children: “Now, can you tell me what you think love is?” Allow the children to give you examples of what they think love is.



## Thoughtful Truth

In the video we watched, the little girl asked her family what “love” is. Each of them gave their own definition. However, the love that God can give us is something supernatural, that is, it’s not the same as the love that our mom, dad or anyone else in our family can give us. Do you want to know what true love is?

I have good news! God’s word teaches us about true love. God showed us true love when He created us. Let’s see if we can discover what true love is all about; love that God wants us to experience and share with others.

Join me as we talk about the following points:

### I. True Love takes away fear (1 John 14:16-18)

As Christians we know and believe that God loves us because we recognize that God is love. God shows us his love all the time in our lives. He is always ready to love us regardless of who we are or what we do.

However, God asks us to live as Jesus lived here on earth. Do you know how Jesus lived when He was here on earth? (Allow the children to express their ideas, affirm their answers).

Jesus lived a transparent life, which means He had no stains. He acted out of true love. In addition, Jesus taught us to love God the Father, just as He did. Jesus said, *“But the world must know that I love the Father. So I do exactly what the Father told me to do”* (John 14:31 ICB).

If we learn to be like Jesus, everything we do will be done to please our Lord and this will lead us to have a heart to love God, just as it says in 2 Thessalonians 3:5 (ICB) *“We pray that the Lord will lead your hearts into God’s love and Christ’s patience.”*

Have you ever been fearful? Fear is a normal emotion that we sometimes feel in new or difficult situations. However, when our hearts are filled with the true love of God, we will find it easier to handle fear in those moments. God even reminds us in 1 John 14:18 that *“There is no fear in love.”*

So, we must continue to strive to be obedient to God and we can be obedient because we know God’s true love. Remember, Jesus is coming soon for His church, that is us. True love must reign in our hearts and then we will be able to enjoy the eternal life that Jesus is preparing for us.

Now, we understand that true love is found in God and because we know true love we don’t have to be afraid. But when we are afraid, God is there to help us manage our fear and other emotions we might feel.

## II. Love God and love others (v. 19-21)

Who do you love? (Allow the children to name the people they love).

Yes, we love our parents, aunts, uncles, cousins, and even our friends. However, God asks us to do something very important that is part of His true love, that is to love our “brothers and sisters” (v.19).

To love our brothers and sisters means that we should love all people, even if they sometimes hurt us. So, we must learn to love our neighbors, teachers, the kid down the street, and others. It’s important that we keep in mind that our love for others must be true, because God tells us in His word that *“If someone says, ‘I love God,’ but hates his brother, he is a liar”* (v.20 ICB).

That means we should avoid fighting with others, saying hurtful words to others, because that’s not how God wants us to treat others. When you go through a situation in which someone hurts you, look for an adult that you trust to talk to and help you fix the situation. When you do that, you will show others the true love that God has placed in your heart.

In God’s word, we find that He established specific commandments which we, as followers of Christ, must follow so that our hearts are focused to God.

When Jesus was on earth, He taught His disciples and the people of the surrounding towns and villages that the second most important commandment is to *“Love your neighbor as yourself...”* (Mark 12:31).

In 1 John 4:21, John ends what he’s saying by reminding us of the command Jesus gave us that: *“Anyone who loves God must also love their brother and sister”*.

In the Bible, Jesus was constantly reminding his followers to love, so we know that it’s important to Jesus that we also love.

## Application

Our lesson this week was about true love. To help us practice true love this week, here are 2 challenges for you to do:

1. This week share with a family member what you learned about how true love can take away fear.
2. Show true love to someone around you, here are some ideas: you can help your parents, say something nice to your friends, or say something nice to your teacher. Choose one action that you will do that will show your love to others.

## Conclusion

We know what true love is because we know and believe that God is love. Remember that as we love others, we are showing love to God because we are obeying Him.

Jesus is coming soon for His church, and He wants us to be ready to go with Him. How can we be ready? By obeying the commandments that God left us. Today we saw that one of them is: to love God and to love one others.

To finish, let's read 1 Peter 4:8 (ICB). *"Most importantly, love each other deeply. Love has a way of not looking at others' sins."*

Let's try really hard to practice showing true love to those around us so that we can love God with all our hearts.

## Let's close our eyes to pray

- We pray that God will help us to love one another and forgive what others may do to us.
- We pray for true love to reign in our hearts.
- We pray that God will help us keep the commandments He has given us.



# We Say Good-bye!

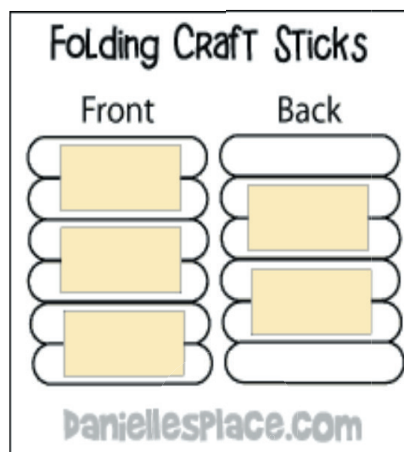
You will need the following materials for today's activity:

- Wooden Popsicle sticks (try to have 6 sticks for each child).
- Markers or paint and brushes
- Masking tape
- Ribbon
- Scissors

Instructions:

1. With the 6 sticks create sets of 2. Using the masking tape join them together at the back.
2. Then, when you have finished joining each pair of sticks, turn them over and join the pairs together, using the masking tape, making a square.
3. You will have a wooden square that you can fold like an accordion.
4. When you have the square, draw or paint a heart in the center and write the words "Love is" in the center of the heart. Around the outside of the heart, draw or write words describing actions that show true love.
5. When the children finish the craft, fold up the craft like an accordion and secure it with a ribbon.

A reference for this craft can be found below. You can also watch the following video <https://www.youtube.com/watch?v=wF3AdNdPwMg> or search for it on YouTube by using: "Folding Craft Stick or Popsicle Stick Canvas Craft". This will give you some clarity on



## Lesson 9

# WHAT JESUS DOES FOR LOVE

Sofía Barrientos  
Guatemala

### The Great Desire

That our children will understand that prayer is a sign of love and that Jesus prayed for us so that God would keep us away from the evil of the world. He also taught that we should pray for each other.

### To Remember

***“My prayer is not that you take them out of the world but that you protect them from the evil one”.***

***John 17:15***

### Introduction

Prepare name tags or stickers for each child and make sure everyone has one before starting with the introduction.

Begin the lesson by asking the children to form a circle and ask if there are any requests that you can pray for them for. Write them down so you don't forget any (this part is very important).

Write down the name of the child and then write the request next to their name. You can use a blackboard/whiteboard or write them in a

notebook. (The notebook would allow you to take the requests home and pray for them during the week).

### Thoughtful Truth

Let's start by talking about love, ask the children if they can give a definition of love. Allow 2 or 3 children to give their definition, then you can continue with your lesson.

If we look up the definition of love in a dictionary we would find something like: “a strong feeling of warm personal attachment or deep affection, such as for a parent, child, friend, or pet.”

But the Bible is full of promises, declarations, definitions and symbols of love for all people and for all creation (nature, animals, etc.).

When we speak of God’s love, we are really talking about who and what God is, His essence. 1 John 4:8 says “*Whoever does not love does not know God, because God is love.*”

## I. One way Jesus showed us His love was by praying for us.

Let’s read John 17:7-16 together. In this passage we see Jesus perform an act of love. This is in addition to the how He showed us His love by giving His life for us on the cross.

Jesus was talking to His Father (God) and He was thinking about His disciples, whom He shared His years of ministry with. But the best part was that Jesus considered them His friends.

Jesus wanted His Father to take care of them because He would no longer be with them to protect and guide them.

Jesus did this out of love, because He desires that all of His disciples are able to live well and to have salvation.

In this prayer of Jesus’, we are also included. Yes, you and me, because we are His disciples and we are in the world.

In verse 15 he says “*My prayer is not that you take them out of the world but that you protect them from the evil one*”. Jesus knew that we would be in a world that doesn’t love us, and because the world doesn’t love us, it doesn’t look out for our good, like Jesus does because He loves us.

## II. Jesus taught us how to pray.

From the life of Jesus, we can learn many things; how He respected and honored His heavenly Father, and also His earthly parents. We can also see how He showed love to everyone, even His enemies. He teaches us to love.

Even though we many times make mistakes and do things that God’s not pleased with, He continues to love us. That’s why Jesus prayed for us in His prayer.

Maybe it’s easier to pray for ourselves or for our families, but it’s important that we also, like Jesus, pray for our friends, even if we sometimes don’t agree with them.

Jesus even teaches us to love and pray for our enemies. In Matthew 5:44 Jesus says: “*But I tell you, love your enemies and pray for those who persecute you*”. This is harder to do, but Jesus did it and set the example for us to follow.

### III. Let's pray for others.

Let's remember that to pray is to talk with God. Pray should be a conversation between you and God.

So, when we pray let's try to include our friends, enemies, and family to show our love for them.

Perhaps you know about the needs of each of the people you are praying for like: health, work, or troubles they are facing. But the request could also be for them to receive Jesus in their heart and receive salvation.

God listens to our prayers and pays attention to what we ask or tell Him, because He loves us.

How wonderful it is to know that Jesus loves us!

### Application

Today we learned that just as Jesus prayed for His disciples and included us, we should pray for those around us.

It's not necessary to pray a long prayer, you can start praying a little every day, and every time you pray remember that praying is talking to God. Since it's a conversation, you can pray for others and that's a wonderful symbol of your love for them, just like Jesus prayed for us.

### Conclusion

Jesus showed His love for us by prayerfully asking His Father to keep us from the evil of this world.

We should learn from Jesus and pray for our friends, family, and all the people around us.

Prayer is talking to God and He's interested in everything we tell Him, that's why it's important that every day we reach out in prayer to our heavenly Father. Remember that God loves you and that's why He longs for you to continue being His disciple.

### Let's close our eyes to pray

- We pray in gratitude for all the love that God shows for each one of us.
- We pray that each one of us may follow the example of Jesus and pray for all those around us.
- We pray for our friends who do not know about Jesus and ask that each one may accept Jesus as their personal savior.
- We pray that God will fill us with love to share with others.






# We Say Good-bye!

Provide copies of the following worksheet for each child.

Have the children write the names of 5 people they will pray for this week in the fingers of the hand. Allow them to color the hand if class time allows.

At the bottom of the sheet the days of the week are listed. Instruct the children to place a check mark over the day every time they pray for those listed.

						
<b>Monday</b>	<b>Tuesday</b>	<b>Wednesday</b>	<b>Thursday</b>	<b>Friday</b>	<b>Saturday</b>	<b>Sunday</b>

## Lesson 10

# GOD CREATED THE FAMILY

Carmen Alicia Canahuí Pocop  
Guatemala

### The Great Desire

That our children understand that God created the concept of the family.

### To Remember

*“So God created mankind in his own image, in the image of God he created them; male and female he created them.”*

**Genesis 1:27**

### Introduction

In preparation for this class, find pictures of different families, include pictures of families ranging from today back to families from Bible times. Take your class on a tour through time with the pictures of different families. Have the children identify which families appear in the Bible.

During the tour ask the children how many people are in each family, ask the children who was the first family God created, and talk about the answers.

Emphasize that God created a man and a woman to form the first family. Beforehand, look for a picture of Adam and Eve to emphasize that God created male and female to be joined in marriage to be the basis of the family. God did not intend for a family basis to be between two women or two men like we see so much in the media.

## Thoughtful Truth

Did you like the tour? We saw pictures of lots of families, some with a lot of people in them and others have just a few. Just like the families in the pictures, you each have a family which is made up of different people. How many people are in your family?

(Allow two children to voluntarily share how many people are in their family).

The Bible tells us that God created the family. He first created man and then woman according to Genesis 1:27. Does anyone know the names of the couple that God created? We are all descended from that first family that God created. Likewise, Genesis 1:28 tells us how God blessed Adam and Eve and so they had children so that humanity could grow. God also gave them several tasks: to care for the earth, to grow food on it and to have authority over all animals and care for them.

Genesis 2:18-25 tells the following:

### I. God creates Eve as a suitable helper for Adam (v. 18-23)

Let's look at Genesis chapter 2:18-23. In verse 18 it says that God sees that it's not good for man to be alone. So He decides to make a helper for

Adam. Verse 19 tells us that God gives Adam a task. How many of you here have tasks to do around the house to help mom and dad? (Let the children respond.)

The task God gave Adam was to name all the animals He had created. In verse 20 we see that Adam did the task and named all the animals, but at the end of the task something important was realized. Does anyone know what was discovered? (Encourage the children to answer the question) Exactly! No suitable helper was found among the animals God had already created. God knew that Adam needed someone to share life with. What did God do to give Adam a partner?

In verse 21 we see just what God did to meet this need of Adam's; how a companion, suitable helper was created for Adam.

We've all seen movies and cartoons that show how God created this suitable helper. Verse 22 tells us what God did to create a woman, Eve, and that God brought her to Adam. How do you think Adam reacted when he saw Eve? (Give time for the children to respond). Verse 23 we establish that Eve was made from and for Adam. He was very happy to have someone with whom to share his life with. Someone to work alongside him and be a companion.

This was the first marriage and it's an example for us. When people, like our parents, get married, one of their main objectives is to share life; by becoming a family and working as a team.

## II. When two people get married, they become a family (v.24)

In verse 24 God's word tells us that there's one very important thing that a married couple must do when becoming a family: they both must leave their father and mother and be united as one flesh.

What does the term "one flesh" mean? It means that, just as our bodies are a whole and cannot be divided into pieces and still be a body, God decided that's what should happen with the marriage relationship. When a couple gets married they are no longer two individuals, they are now one unit, a married couple.

## III. The family of God is gifted with beauty (v.25)

- In this last verse we notice something very curious about the first couple, it says that they were naked and were not ashamed.

Do any of you know why they were not ashamed? (Let the children answer.) Sure! Because there was no sin in the world, so they didn't have any evil thoughts. Before man sinned, he was pure in heart.

God created a perfect family, full of love and with pure hearts. It was an exemplary family, they didn't treat each other badly. Today, some families suffer from problems at home. Sometimes a husband will hit his wife or their children; he mistreats them. The cause of those bad situations is sin and because of sin there's no love in the family. But, there's good news! Families today can be like the one that God design in the beginning. For that to happen, Christ must come to reign in the hearts of each family member.

Do all the members of your family know Jesus?

## Application

It's wonderful to talk about the creation of the family! Each one of us is part of a family. Your family and my family are important to the Lord. It's important for families to stay together, to love and be loving to each other, all the time. There's always the possibility of a complicated situation, but God gives us the wisdom to solve it in the best way possible.

Today, we have learned that God created the family, and that when two people join in marriage they become a family and the family that God creates is gifted with beauty.

## Conclusion

In the beginning God created a man and a woman to become the first family, a couple that did not know sin. They fulfilled the tasks and responsibilities God gave them. We must not forget that today's media attacks the family God designed by telling us that a family can be made up of two men or two women, but these statements are not in accordance with the Bible, God's word, so it's not something that God approves of.

## Let's close our eyes to pray

- We pray that God will bless our families always.
- We pray that the peace and love of God may reign in our families everyday.
- We pray that every day we will be close to Jesus so we can be the family that God designed in the beginning.



## We Say Good-bye!

**Puzzle:** Provide copies of the picture below for each child. Have the children color the picture of a family and make a puzzle out of it to take home. This is a great way to help them remember what they learned in today's lesson.

**Materials:** Picture of a family; Glue; Scissors; Cardboard (for base); Crayons

Y	V	G	R	A	N	D	P	A	O	S	K	L
B	H	R	D	P	A	R	G	T	S	E	P	O
J	C	A	H	E	C	B	E	I	H	M	B	K
K	I	N	D	N	E	S	S	A	A	E	R	E
O	P	D	T	I	H	S	Q	Z	R	N	O	V
E	N	M	L	F	U	N	C	L	E	C	T	S
D	V	A	S	A	S	L	I	K	P	E	H	O
A	I	L	I	U	O	L	S	I	S	T	E	R
D	K	A	K	N	T	A	U	W	R	E	R	V
S	T	E	P	T	O	L	O	V	E	C	F	Z
R	T	A	U	W	R	E	H	E	C	M	O	M

## Lesson 11

# SHARING AS A FAMILY

Elba Marina Bernabe Caal  
Guatemala

## The Great Desire

That our children learn to share within their families, with a lot of love and kindness.

## To Remember

*“But if serving the Lord seems undesirable to you, then choose for yourselves this day whom you will serve, whether the gods your ancestors served beyond the Euphrates, or the gods of the Amorites, in whose land you are living. But as for me and my household, we will serve the Lord.”*

*Joshua 24:15*

## Introduction

In advance, ask four children to represent four sons of Israel, and prepare appropriate costumes. Each will present a monologue (a representation of a character as if it were oneself). You can provide the reading for them ahead of time to memorize or you can give it to them at the time of the presentation.

**JOSEPH:** Hello children and teachers. It's nice to meet you. My name is Joseph, I'm the son of Jacob. I'm seventeen years old; I live with my 12 brothers and one sister; I'm the second to last son and my father loves me very much. My father loves me so much that he made me a colorful robe. I like to tend my father's sheep with my brothers.

I've had some strange but beautiful dreams. Would you like to hear about them?



In one of them my bothers and I were binding sheaves of grain in the field when suddenly my sheaf rose and stood upright while my bothers sheaves gathered around mine and bowed down to it. And then I dreamed that the sun, the moon, and eleven stars were bowing down to me.

I told my family about my dreams but unfortunately, they didn't like them and were upset with me. My brothers were so angry that they sold me to a group of people who were traveling to Egypt. But God helped me and saved me from dieing because the end of my story was in God's hands.

**REUBEN:** It's wonderful to greet you today. I'm Reuben; Jacob's first son. I'm in charge of taking care of my father's sheep. Because I'm the oldest son I have more responsibility.

My little brother Joseph told us about his crazy dreams. Then, one day when our Father sent Joseph to see us out where we tending the sheep, my other brothers started talking about wanting to kill Joseph. I advised them not to hurt Joseph and convinced them to throw him into a well instead. It's a good thing there wasn't any water in that well. Anyway, I saved Joseph from the hands of my brothers.

**JUDAH:** Hi, I'm Jacob's 4th son, my name is Judah. I also tend sheep with my brothers.

Continuing on from what my brother Reuben told you . . . after we threw Joseph into the well, we sat down to eat our meal. As we looked up, we saw a caravan of Ishmaelites from Gilead going to Egypt. The idea of hurting

Joseph was still on the minds of my other brothers, so I proposed that we sell Joseph to the caravan to save him from death. My brothers liked the idea, so they took him out of the well and sold him to the Ishmaelites for twenty pieces of silver and they took Joseph to Egypt.

**BENJAMIN:** Hello, my name is Benjamin, I'm Jacob's 12th and last son. My closest brother is Joseph. I have more in common with Joseph because we are the last two sons of Jacob. I met my brother Joseph in the country of Egypt, because when I was born Joseph was not at home. We have a sister named Dinah. Our family has 12 boys and 1 girl in total.

## Thoughtful Truth

What a great presentation! Let's thank today's special guests for sharing with us. (Ask all the children to give them a round of applause.)

This presentation has given us an idea of what Jacob's family was like. Later in their story, God changed Jacob's name to Israel.

Of Jacob's twelve sons we're going to focus on Joseph. God had a special purpose for Jacob's family and Joseph was an important part of God's plan.

## I. Joseph: Genesis 37:1-11

Genesis 37 is where the history of Jacob's family begins and it continues until the end of the book of Genesis.

Genesis 37:1-11 tells us about Joseph and his brothers. The emphasis is placed on Joseph because of what he did for his family.

Joseph is a man of faith and character. God watches over Joseph, and in the end, Joseph becomes the savior of his family. Joseph shared what he had with his brothers, his family.

Let's take a look:

**Joseph shared his time:** (v. 1-4). In a family it's important to share time together. That's how we get to know each other; we know how the members of our family talk, how they think, how they act, what they like and dislike.

Joseph liked to share time in the field with his brothers, tending his father's sheep. And this is how Joseph got to know his brothers (Dan, Naphtali, Gad and Asher); and why he brought their father a bad report about them. Can you imagine the things Joseph thought in his mind when he got to know his brothers closely? He wanted to help them, so he decided to tell his father. And from then on these brothers had anger and envy towards Joseph. Still, Joseph continued to spend time with them, accompanying them in the fields, tending the sheep.

**Joseph shared his dreams:** (v. 5-11). These verses tell us about the two dreams Joseph had. The first we read about in verse 7. *"We were binding sheaves of grain out in the field when suddenly my sheaf rose and stood upright, while your sheaves gathered around mine and bowed down to it."*

Joseph was enthusiastic, excited about sharing his dreams, but his brothers hated him even more. They rebuked him, and said to him: *"Do you intend to reign over us? Will you actually rule us?"*

Joseph wanted to continue sharing his dreams with his brothers. Verse 9 says that Joseph, had another dream, and that the sun and the moon and eleven stars bowed down to him. Again, he told his brothers and his father this dream. His father became very angry with Joseph and rebuked him. We read about it in verse 10.

**Joseph shared food with his brothers:** Further on in the story of Joseph, specifically in Genesis 42, 43 and 44:1, it tells us that Egypt and the nearby countries experienced a famine which means there was a shortage of food. However, Joseph was already in Egypt and he had been storing food for 7 years in anticipation of the famine. His brothers came to buy food, but Joseph gave it to them. He wanted to make sure they had what they needed. As we read these passages, we realize that Joseph was a kind person.

## II. Joseph's Brothers

Now let's see what we can find out about Joseph's brothers. Here are 10 men who, according to them, wronged their younger brother. But God was acting on behalf of Joseph's family.

As Joseph shared his dreams with his brothers, they hated him. They were angry with him, they rebuked him several times, they wanted to kill him. In the end they sold him, and those who bought him took him to another country.

As in every family, whether large or small, there are always difficulties. But we must highlight all the positive things we can do to help others. The Bible says: *"If it is possible, as far as it depends on you, live at peace with everyone."* (Romans 12:18) This is the same attitude Joseph had with his brothers. The time would come when Joseph's dreams would be fulfilled. Genesis 43:26 and 28 tells us: *"When Joseph came home, they (his brothers) presented to him the gifts they had brought into the house, and they bowed down before him to the ground."* Joseph's dream came true. When God is in control of our lives everything goes as He has planned.

This family was very special. God used this family to fulfill His plans. Jacob's family was a large family. Ask the children: "Who has a large family?"

(Give them time to answer). Isn't nice to have a family? We may not all have a large family, but the truth is that we all have a family.

## III. The Family Reunion

Joseph had been separated from his father, from his family, for a long time. In reality, he went ahead of his family to prepare a better future for them. Although that separation was painful, the end was successful.

In Genesis 46 Israel (Jacob) leaves with all of his family to go to Egypt, to meet his son Joseph. This was a reason to rejoice.

And in chapter 47 we are told that Israel's family arrives in Egypt, and finally, they are together again living in the same city. And Joseph provided them with food because the land was no longer producing, the people were in great need. But God had taken Joseph to Egypt with the purpose of saving his family and the people around him.

God can also use you to bless your family and other families around you. The Lord is pleased when we share with our family, because it's important to live in harmony.

## Application

In today's lesson we learned the following:

1. That families have difficulties, but it is up to us to live at peace with everyone. The best way to do that is to show love to others.
2. That we must share with our family. We need to be kind to all those around us, especially our family.
3. That the family must be together in order to carry out great projects of life, with God's help.

## Conclusion

It is very important to know that we all need to belong to a family. Now all our families are different; it is possible that in your family there is only mom or dad to take care of their children. God wants us to be united as a family, no matter how many are in your family. And those who have a mom and a dad, enjoy them, respect them and thank God for your parents. Let's share what we have; ideas, resources, time and other things.

If God blesses us, let us bless others. It doesn't matter if our family is not what we think it should be, our commitment should be that we will always be good to those in our family.

## Let's close our eyes to pray

- We pray that every day our families will be united.
- We pray that we will always share what we have at our disposal.
- We pray that we will support, love, and respect everyone in our family.



# We Say Good-bye!

## Sharing Within The Family

**Instructions:** Provide each child with a copy of the Word Search below. Have the children find the words that identify who is part of a family and how we should act towards our family.

Y	V	G	R	A	N	D	P	A	O	S	K	L
B	H	R	D	P	A	R	G	T	S	E	P	O
J	C	A	H	E	C	B	E	I	H	M	B	K
K	I	N	D	N	E	S	S	A	A	E	R	E
O	P	D	T	I	H	S	Q	Z	R	N	O	V
E	N	M	L	F	U	N	C	L	E	C	T	S
D	V	A	S	A	S	L	I	K	P	E	H	O
A	I	L	I	U	O	L	S	I	S	T	E	R
D	K	A	K	N	T	A	U	W	R	E	R	V
S	T	E	P	T	O	L	O	V	E	C	F	Z
R	T	A	U	W	R	E	H	E	C	M	O	M
Y	F	C	O	U	S	I	N	I	M	N	O	Q

List of words in the Word Search

Aunt  
Brother  
Cousin

Dad  
Grandma  
Grandpa

Kindness  
Love  
Mom

Share  
Sister  
Uncle

## Lesson 12

# HELPING AS A FAMILY

Pamela Vargas  
Guatemala

## The Great Desire

That our children understand that serving God starts in the heart of each home and family. It is hoped that our children will recognize a model of service in their parents or caregivers.

## To Remember

***“When we have the opportunity to help anyone, we should do it. But we should give special attention to those who are in the family of believers.”***

***Galatians 6:10 (ICB)***

## Introduction

Build a tall and beautiful tower: Divide the children into small groups. Then give each group a newspaper and a glue stick, and instruct them to build a tower as tall and beautiful as possible. After a few minutes, evaluate their progress and ask them to stop.

Take this time to introduce the topic of today's lesson and emphasize the importance of helping each other and how it's better to work/help as a team.

## Thoughtful Truth

First of all, it's important that we know that the family is the biblical and distinct model of how God organized humanity. The bonds we form with our parents and siblings are very special and we should always be trying to make them stronger. As we grow up, we will also form special bonds with our children.

God said that it was not good for man to be alone. God created man and gave him a suitable helper which He created from Adam's rib.



Adam and Eve, together with their sons, Cain and Abel (later Seth) became the first family in history. But after this first family came many others. It was through Abraham's family that we have received God's blessing and we can say that we came from Abraham's family. *"I will bless those who bless you, and whoever curses you I will curse; and all peoples on earth will be blessed through you."* Genesis 12:3

## I. God blesses us through our families

During the time of Abram (later named Abraham by God), life was hectic because there were constant fights over territory, the rulers of the different regions wanted more land because that meant more power and prestige.

Abram had already left his city and his family as God had asked him to do and was in near the great trees of Mamre the Amorite. Genesis chapter 14 tells us the story of how Abram saved his nephew Lot who had been living in Sodom and was taken captive.

Without Lot knowing it, his uncle, Abram, had called out the 318 trained men born in his household to help him recover Lot.

## II. Abram, an example of service and obedience

As we can see in the story, Abram cared for his nephew Lot and saved him. Not only did Abram save Lot, but he also saved his family and all those who lived with them as well as recovering their belongings, Genesis 14:16.

Later in the story we can see that Abraham was going to receive a generous reward, however, he knew where his power and intelligence came from. It came from God. So he decided not to take anything that the king of Sodom offered so that the king could not boast about making Abram rich. This shows us that when we obey God it's important to recognize that God is the source of all that we are and have. Abram teaches us that, through the gesture of love for a relative, he was able to save many.

## III. Let's help as a family

Perhaps we haven't stopped to think about how important it is to serve as a family and to serve our family. The bible tells us that we should do good to all, but mostly to those in the family of faith.



The family of faith is those who have believed in the sacrifice of Jesus and have received the blessing through the obedience of Abraham. As Ephesians 2:19 says, *“Consequently, you are no longer foreigners and strangers, but fellow citizens with God’s people and also members of his household,..”*

Helping within the family means all of the members working together, (as we saw in the introduction). We do this by creating goals and supporting each other in reaching those goals.

Abraham reached the goal of freeing his nephew with the help of 318 men, but the most wonderful part of the story is that perhaps without knowing it, with his help he freed many others. By helping within the family, we can be a channel of blessing and rescue!

## Application

It’s important that everyday through our actions we work together with our family to reach the objectives and goals that are set. We can watch what the adults in our family do and imitate their faith and service.

Go with your parents or caregivers when they visit people, clean the church or attend an activity in which they have the privilege of helping others.

Try to be diligent, tenacious and obedient like Abraham was. Recognize that when they help someone it’s because God has allowed it!

## Conclusion

Showing interest in the lives of others is important and it allows us to see opportunities for service. This is what we call empathy. Empathy is understanding others and recognizing that they have needs that must be met, just like Abram did with Lot.

When you have the opportunity to help someone, do it with love, knowing that everything you do will have a reward. Don’t refuse to help, especially if it’s someone within the family of faith.

Remember God wants to use you and your family to help others.

## Let’s close our eyes to pray

- We pray with thankfulness for all the opportunities we’ve had to help within the family and ask to have many more.
- We pray that each of us may follow Abraham’s example and help those who need us.
- We pray that we will be an honorable and fruitful family in serving and helping others.
- We pray that God will give us a generous heart and provide us with the resources to help others.



## We Say Good-bye!

Provide the materials to make a hanging with the caption “It’s Good To Help As A Family”. For each child you will need: 5 colored popsicle sticks, a quarter of a letter size sheet of paper, pencils, markers, glue and a piece of yarn. See the example below. Allow the children to draw their family and write the caption.



## Lesson 13

# BELIEVING GOD AS A FAMILY

Jorge Esau Morales Och  
*Guatemala*

## The Great Desire

That our children and their families know that God should be the center of their home, and that their priority should be to have an intimate and special relationship with God, both personally and as a family.

## To Remember

**“But as for me and my family,  
we will serve the Lord.”**

**Joshua 24:15 (NLT)**

## Introduction

During the week, study Joshua chapter 24. It's necessary to read the entire passage, more than once, to understand the context of the story so you can be better prepared to know what you want the children to learn.

Prepare visuals of family members, where you can see a father, a mother and some children. You will also need an image of a neighborhood, where you can see that there are several houses and therefore several families, then start telling the following story:

Joseph Ruiz, his wife and their two children, decided to move to a new house, because Joseph's job transferred him to a location. So, they moved and that leads us to the following situation.

The Ruiz family bought a very nice house in a very nice and safe neighborhood. They were surrounded by lots of families, all with different customs, cultures, ideologies, traditions and beliefs.

However, Mr. Ruiz and his family are evangelicals, they attend the Church of the Nazarene and are very dedicated to God and service in the church.

The weeks passed very quickly, Mr. Ruiz and his family settled down, they resumed their lives and everything was in order; but there was a holiday coming called Holy Week. Mr. Ruiz and his family, being evangelicals, celebrated Holy Week in a conservative and quiet way. But for their neighbors this was a time for a big celebration. Holy Week meant organizing a dance, having a lot of food, inviting their friends to “celebrate” and of course it included lots of alcohol. They played music at full volume and “partied” until they were tired.

As you can see children, the neighbors of the Ruiz family were totally different then they were. Mr. Ruiz and his wife explained to their children what was going on, and that God calls us to be different; to stay away from what God doesn't like. God is a God of order. Obedience and thanksgiving are the best ways to worship God and remember His sacrifice for us on the cross.

After two days of celebration had passed, one of the neighbors knocked at the door to invite the Ruiz family to join the celebration. Mr. Ruiz, who was the one who answered the door, thanked him for the invitation, but he did not accept.

Later, as it was getting dark, another knock at the door by a kind neighbor. She brought with her a tray of food that they had prepared and she wanted to share with them, but she also told

them that she wanted them to come to the evening celebration. This time it was Mrs. Ruiz who answered the door. She thanked the kind neighbor for the gift, but she did not accept the invitation.

Three days had passed and the neighbors were surprised by the indifference of the Ruiz family. They came up with a plan, they would reach the family of Mr. Ruiz through their children. All of the neighbor's children went to invite the Ruiz kids to come and play with them with the idea that then their parents would not have the choice to refuse the invitation.

After a while, the doorbell rang again, and Mr. Ruiz went to see who it was. There were five neighborhood children who wanted to play with his children. Mr. Ruiz allowed his children to decide what to do and to let them put into practice what he had taught them. He called his children to the door and let the neighbor kids invite them. Samuel and Damian, the Ruiz kids, were surprised by the invitation and without thinking twice, agreed to go play. Mr. Ruiz gave them permission to go.

After a while, the parents of the neighbor kids who had invited Samuel and Damian asked them why their parents wouldn't let them celebrate Holy Week with the all of the neighbors. Samuel and Damian, with great confidence told them that they were evangelicals, and that they celebrated Holy Week with obedience and thankfulness to God for his sacrifice on the cross, and that this was better than being loud, dancing, eating and drinking until dawn.

Some of the neighbors didn't like that answer, they felt offended. Others just ignored what the kids said. But one neighbor, Mr. Baptiste, was not happy. He wanted to bring down the Ruiz family. With an angry gesture, he went to Mr. Ruiz' house and roughly knocked on the door. Mr. Ruiz very kindly answered the door and asked Mr. Baptiste what he needed. Mr. Baptiste told him that he was a very bad father to his children, because he didn't let them enjoy life, go to parties and have fun, and that it was very bad that they didn't participate in the same activities as the rest of the neighbors.

Mr. Baptiste spent a long time confronting Mr. Ruiz, and after a while, Mr. Ruiz finally said to him: "If you want to waste your life on things that displease God and going against what God asks you to do, that's your choice. If what you want is to set an example of drunkenness to your children so that they grow up with the same worldly ideas as their parents, that's OK. If what you want is to disobey God, knowing that what you do is against GOD'S WILL, go ahead. BUT MY FAMILY AND I HAVE DECIDED TO DEDICATE OUR LIVES TO OUR GOD.

Then, with love and patience, he called his children to come home, and told them to say goodbye to the other children. Mr. Baptiste left without saying a word, amazed at the way Mr. Ruiz replied to him.

As Samuel and Damian entered the house they said to their father: "Daddy, you are so wise. You defended

us and you were brave to put God first in spite of everything that man said to you!"

Mr. Ruiz, with tears in his eyes, said to his children: "I'm proud of you for being good children and respecting God. From the window I saw how you responded to the neighbors before Mr. Baptiste came to see me. You responded with wisdom and I know that was pleasing to God."

Mrs. Ruiz simply said these beautiful words: "When God dwells in our home and in our hearts and we let Him use us in extraordinary ways like these, good things happen, and I am very happy that God is the center of our family. Without Him, surely we would also be out there displeasing God, I LOVE YOU ALL!"

They prayed together, thanking God for being with them and they also prayed for their neighbors. They promised God that they would always live as an exemplary family to please God.

## Thoughtful Truth

What an interesting story we just heard! You know, each one of us has been called by God to be a good child, a good brother or sister and a good Christian within our family, so that when we grow up, we will become good fathers, mothers, husbands and wives like the characters in our story today.

A good child is obedient, kind, responsible and obeys what their parents tell them and teach them. Now, what do you think are the characteristics of an exemplary family that's obedient to God?

Today we're going to learn about the family that God wants each of us to be a part of. We'll also learn about how important it is to please God by imitating good customs and behaviors from the bible, such as some of those we will see below. How many want to know what they are? (Allow the children to respond.)

In 1 John 3:11 to 18 we learn about:

## I. An exemplary father

In Luke 8:41-56; we are told a story, of a very important man, named Jairus. Jairus was a synagogue leader, and at that time, a synagogue leader was someone very important and respected, a person who did not beg others for help. As we read his story we see that Jairus had a daughter. Let's imagine how much Jairus must have loved his daughter and how important she was to him.

The story also tells us that Jairus' daughter had become seriously ill, and was about to die. Faced with this situation, Jairus ran to where Jesus was and he didn't mind having to beg for his daughter's life. He knew that only Jesus could heal her, that Jesus was

the one who had the power to heal and save people. Without thinking twice, Jairus went to the middle of the crowd Jesus was in and without caring that everyone saw him in anguish, he begged Jesus to go to his house and heal his daughter.

Jesus agreed to go to his house and on their way there, one of Jairus' servants came to meet him, and told him the heartbreaking news that his daughter had died!! This news was devastating to Jairus, but Jesus told Jairus not to be afraid, but to trust and believe in Him. When they arrived at the house, it was full of people crying over the death of the girl. Jesus told them that the girl was not dead, she was only sleeping, and miraculously the girl rose out of her bed when she heard the voice of Jesus calling her. Jairus was so happy.

This story tells us that, for Jairus, above his own life, his position or reputation in society, the most important thing was his daughter.

Many times we don't notice the concern and attention that fathers have for us as children, it might be that they don't show it often, but in their hearts and minds they wish the best for us. An exemplary father is one who prays for his children, asks God for the wisdom necessary to be an example for his family, has a character that is desirable to imitate, is able to correct faults with love, and teaches his children the importance of serving and obeying the word of God. A model father is also a husband, so he has two roles within the home. As a husband, he loves his wife unconditionally and he takes care of her needs.



## II. An exemplary mother

In the Bible, we find a rather unique story. It's the story of a woman who raised and instructed her son in the ways of God. But she didn't do it by herself, her mother (her son's grandmother) helped her. The mother's name is Eunice and she is the mother of Timothy.

Eunice and her mother Lois were Jewish women who were very devoted to serving the Lord. From a very young age, Eunice taught Timothy to follow God, sharing her faith with him and always pleasing God.

The Bible tells us that Eunice's husband, Timothy's father, was a Greek man, who was nothing like Jairus. He didn't dedicate himself to loving God. Eunice encouraged her son to love the Lord with all his heart and to be a man of faith. And as we already know, Timothy was a great disciple and apprentice of Paul. He obeyed and faithfully followed the path that his mother showed him as a child.

At home every day, our mothers take care of us and teach us everything we need to know to be good children. They are always watching everything we do, making sure we don't get hurt, or that something bad doesn't happen to us. One thing that our moms taught us is to come to church and learn to love God, just like Eunice taught Timothy to love God. That's the

attitude of an exemplary mother, to take care of her children and instruct them on the right path to take, so that when they grow up, they become good adults.

An exemplary mother also fulfills two roles within the home, she gives unconditional love and support to her husband and she teaches her children to respect and obey their dad. She is the ideal helper to her husband and is there for her family when things are not so good.

## III. The exemplary child

We've talked about the what an exemplary mom and dad should be like, now it's time to talk about the exemplary child, the child who pleases God.

In the Gospels, we learned about a person who came to save humanity and who now lives and reigns in our hearts, His name is Jesus. Jesus was once a child like all of you. During His childhood He was an exemplary son, because He honored, obeyed and respected Joseph and Mary, his earthly parents, even though He knew He was the Son of God Himself.

He helped Joseph in the carpenter shop, learning about his noble trade and helping to support the family. Jesus protected Mary when he was an adult. Yes, Jesus received power from God.



But from his earthly parents he received protection and instruction. He learned humility as He lived among those He would one day die for.

Jesus was always an exemplary son, who loved and obeyed his earthly parents. He helped out at home with the chores, worked alongside His father and above all, He loved to work for His Heavenly Father. He started sharing God's love from a very young age. He learned from the church elders who taught Him as well.

## Application

In today's lesson we learned the following important points:

1. That an exemplary father cares for, loves, protects and teaches his family to love God.
2. That an exemplary mother helps, watches over, supports and instructs her children to serve God.
3. That an exemplary child is obedient, kind and helpful to his or her parents, doing what they ask and learning what they teach. And, above all, they love God.

## Conclusion

It is very important that every day we do what the word of God teaches us, to always obey our parents, obey God, and follow His word. We should always try to be the best children we can be so that when we grow up we will become fathers and mothers that are good examples and that please the heart of God.

## Let's close our eyes to pray

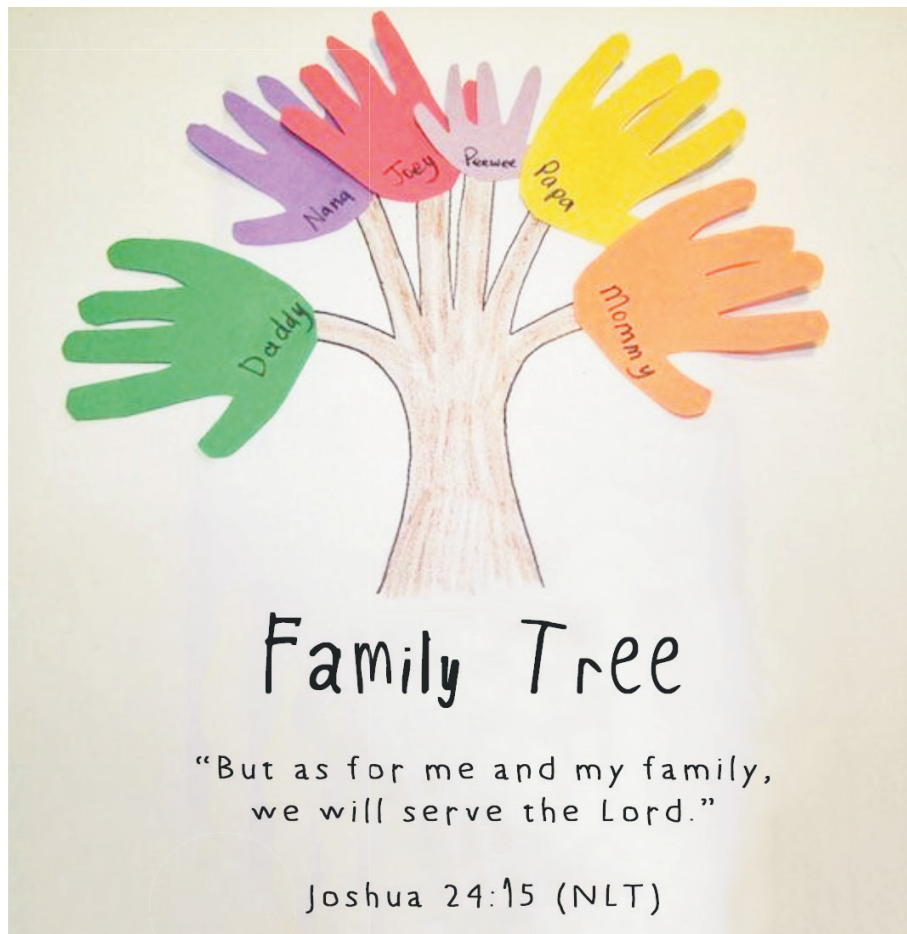
- We pray that every day we may be good children and obey our parents and please God.
- We pray that God will take care of our fathers, to give them wisdom and insight to guide us and to set a good example for us.
- We pray that God will take care of our mothers, to give them strength and health to continue teaching us to love and serve God.



## We Say Good-bye!

Prepare ahead of time colored paper, white paper, pencils, crayons, and erasers to make the following craft.

Help the children draw their hands on a piece of paper. After they've made one, repeat the process 5 more times, but each time make sure that the hands are different sizes. They'll need larger ones that can be used to represent mom and dad, and smaller ones to represent the child and their siblings. At the bottom write "Family Tree" and the Bible verse from today's lesson.



## Lesson 14

# LET'S PRAISE AND WORSHIP GOD

Pamela Vargas  
Guatemala

## The Great Desire

That our children understand that worshiping and praising God is a continuous and daily action that identifies us as Christians.

## To Remember

**“Come, let us sing for joy to the Lord; let us shout aloud to the Rock of our salvation”**

**Psalm 95:1**

## Introduction

In addition to the songs led during the children's church, and as an introduction to today's lesson, sing with the children: "I love to praise Him" using motions. (This is a link to the song on YouTube: <https://www.youtube.com/watch?v=-J800i9Uegk>)

## Thoughtful Truth

Praise and worship are expressions of love towards God, which allow us to show that we love, respect and acknowledge Him in every area of our lives. By thanking God for an achievement, spending time in prayer and praising God for who He is, we can experience a wonderful time of praise and worship.

We must understand that worship is more a state of mind rather than performing certain actions and participating in a time of singing.

To praise God is to be upright in all we do, to be obedient and to fulfill his commandments and laws. We should praise and worship God with basic concepts of our faith that help us to be in communion with our Creator. We don't have to be in a specific place like a church building to worship Him, we can do it anywhere and at any time.

## I. To Praise and Worship is to recognize the Greatness of God

Psalm 95 is a beautiful psalm that allows us to understand praise and worship. It begins by recognizing the greatness of God. He is a great God, He is the rock of our salvation, the earth, the mountains and the sea are in His hands. Of course, so are we, and all these are reasons enough for us to recognize the greatness of our God. Who else could have all these qualities?

Imagine, if God holds the world in His hands every day, that means that every day we can praise Him.

This reminds me of the story of a woman who poured a bottle of perfume on Jesus' head. Matthew 26:6-13, tells this story of worship. This woman gave Jesus one of her most valuable possessions, a bottle of perfume which had great value and unknowingly she was preparing Him for burial.

Each of us should imitate this woman by giving to the Lord what we possess that is of great value to us: our hearts!

## II. To Praise and Worship is to recognize who I am to God

Verses 6 and 7 of Psalm 95 declare that we are the people of His pasture and we are under His care. Shepherds have the delicate task of caring for sheep that, by nature, are a little clumsy. They can easily get lost and are also prey to bigger animals. Imagine the care God gives us every day. God is like the shepherd who takes care of his sheep. He takes the sheep to places where they can eat, where they can drink water and where they can rest.

We must have a relationship with our shepherd. The Bible invites us to recognize that we are fragile beings and we need God's protection. We can have a relationship with Him when we ask Jesus into our lives, spend time learning about Him in the Bible and from Bible teachers and by talking to Him through prayer.

We can also express our gratitude for His great and endless love, that the shows us by caring for us day after day.

### III. To Praise and Worship is to obey God

The people of Israel were saw the wonders that God did for them in the wilderness and yet they were hardhearted and tested God. Did you know that God can get angry? That is what happened when God saw the stubbornness of the Israelites.

Psalm 95:10 is a verse that allows us to understand the consequences of not obeying God. He was angry with the Israelites and for 40 years: *“they have not known my ways.”*

Undoubtedly, God expects His people to be obedient and to be thankful and appreciate all that He has done for them.

### Application

When you are obedient and recognize that all you are, all you do and all you have is because of God, you will be demonstrating that you have a special relationship with your creator and that is precisely what praise and worship is. Always remember to act with thankfulness and express words of love and appreciation to God.

### Conclusion

When you praise and worship, you acknowledge that God alone is your God and at the same time you acknowledge His greatness, and that He cares for you and supplies your needs.

When you praise and worship, you are also acknowledging the goodness of a love so great and endless. We must be careful not to be disobedient and not recognize what God has done for us and in us.

### Let's close our eyes to pray

- We pray recognizing that God is our shepherd and we are the sheep of His pasture, that He takes special care of each one of us.
- We pray recognizing that God is great and that there is no one else as wonderful as He is.
- We pray with thankfulness for His unfailing love and His goodness. We ask God to give us thankful hearts, all the time.
- We pray to be obedient boys and girls and to fulfill the laws and commandments of our Creator.
- We pray, asking God to help us live a life of praise and worship to Him every day.



# We Say Good-bye!

Provide a copy of the following worksheet for each child, along with a pencil and crayons. Have the children complete the worksheet with your guidance. In the "I praise God in" section, the children should write a word or two on the lines and draw a picture in the circles, e.g.: home, school, etc.

I PRAISE AND WORSHIP GOD!

Name: \_\_\_\_\_

Make a list of the things you thank God for:

What is the most beautiful thing you would like to say to God?

What do you think is the key to a life of praise and worship?

I Praise God in...

What is your favorite way to praise God?



## Lesson 15

# GLORY TO GOD: THE LORD IS RISEN!

Jhoselyn Barrios  
Guatemala

### The Great Desire

That our children understand the importance of the Resurrection of Jesus.

### To Remember

***“He is not here; he has risen!”***

***Lucas 24:6a***

### Introduction

Begin by discussing the death of a close family member with your students. It can be an example of someone they know, or have them imagine the implications of no longer being able to see a parent or grandparent; not eating meals together, going for walks, conversations, etc.

Jesus not only had brothers and sisters, He had a mother and many friends. For example, His disciples were not only his followers, but they became his close friends.

Have you heard of Martha, Mary and Lazarus? Yes, the Lazarus who died and rose from the dead by the power of Jesus. Well, they were Jesus' friends, they loved each other, laughed and had fun together. No doubt that Friday, when Jesus was crucified, they wept a lot for the death of their friend and teacher. They had seen Him go from town-to-town loving, healing, giving hope to many people. And now His lifeless and injured body had been taken to a grave (tomb).



But not only that, there were many soldiers guarding His grave and preventing His body from being stolen by His family, friends, and followers.

Can you imagine the pain His mother and friends must have felt? Their master (which means teacher in Hebrew) had been stabbed, beaten, crucified, and He breathed His last breath of life on a cross.

## Thoughtful Truth

The picture was undoubtedly gray and painful. At 6:00 p.m. on Friday night, the Jewish people began to honor what they called “the Sabbath” which was a day of rest in which they were not to do any work like: cooking, cleaning, working in the fields, etc. They had to prepare everything the day before. Because of the Sabbath tradition, it wasn’t possible for the followers of Jesus to visit His tomb until the Sabbath day ended at nightfall.

In Luke 24:1-11 we learn that:

### I. They went in search of the Master (v. 1-5)

The bible tells us in verses 1-5 that the women got up very early on Sunday morning and went to the tomb, taking with them aromatic spices to place around Jesus. They had respected the Sabbath, but the intention of

their hearts was to go in search of the person who had given them hope and their integrity back. The importance of the women going in search of their Master even when they knew He was dead is the basis for remembering our motivation. Our motivation will always be Jesus. To go in search of Jesus, the Master, in spite of all odds.

### II. We must remember what Jesus tells us (v. 6-8)

When they arrived at the tomb, they were surprised to find that the stone sealing the tomb had been moved and Jesus was not there! Their minds were undoubtedly blank and very surprised. The body of their Master was gone. But there was another surprise, instead of the body of Jesus, they found two men in gleaming clothes who said to them: *“He is not here; he has risen! Remember how he told you, while he was still with you in Galilee:”*

They had completely forgotten what Jesus had told them in Galilee. Jesus had said that He would be betrayed and crucified. Sometimes we forget what Jesus has told us in His word, we forget that he is our refuge, our friend, our teacher. The pain of these women and their followers was real, but they forgot to put Jesus in the center of their hearts and thoughts. Don’t forget what Jesus has told you.

### III. We must share the good news with the world (v. 9-10)

Remembering the words of Jesus in Galilee, the women came out of the tomb and went to find their friends and fellow followers of Jesus. They told them the good news they had received.

Imagine their hearts smiling and happy, full of thankfulness for what they had just heard. Their friend and Master, Jesus, is alive.

Just like those women who returned telling their wonderful news, we are called to share the news we've heard. The news about the greatest story of love. That Jesus, being God, became man and come to earth to teach us and be an example for us. He loves us and gave His life for us.

Sure, you may think you are too small, but God knows you and created you, don't doubt it! He wants you to go and tell others that He is alive, that He is risen from the dead, and when we believe in Him, He gives us joy, peace, happiness, salvation and so much more.

Tell your friends, neighbors, cousins this beautiful truth. Share the good news!

## Application

In this morning's lesson, we learned the following important points:

1. We must search for the master.
2. We must remember what Jesus has told us.
3. We must share the good news with the world.

## Conclusion

The resurrection of Jesus is the central message of the Gospel. It teaches us the beautiful hope that we have in placing our heart and life before the Master. Together we can say:

Glory to God, the Lord is risen!

## Let's close our eyes to pray

- We pray asking the Master to be with us during the hard times.
- We pray recognizing that we need the word of God in our lives.
- We pray that God will help us to be faithful to Him and that we will be able to share His love with others.



## We Say Good-bye!

Provide a sheet of paper, pens, markers and crayons for your students to use for this activity.

On the sheet of paper, instruct the children to write a letter to a friend telling them why they love Jesus. Have them include an invitation to their friend, inviting them to meet the best friend we could ever have, Jesus!

With the markers and crayons, have the children draw pictures to decorate the letter.

Remind them to give the letter to their friend this week.

## Lesson 16

# PALM SUNDAY!

Raquel Barrientos  
Guatemala

## The Great Desire

That our children know the true meaning of “Palm Sunday”.

## To Remember

*“... ‘Hosanna to the Son of David!’  
‘Blessed is he who comes in the  
name of the Lord!’  
‘Hosanna in the highest heaven!’”*

**Matthew 21:9**

## Introduction

To begin the lesson, show the following video to your children. Use the following link: [https://www.youtube.com/watch?v=a9-pVI2\\_MVY](https://www.youtube.com/watch?v=a9-pVI2_MVY) or search for: “The Donkey and the King - The Bible App for Kids.

This video will help us introduction today’s topic. Discuss the story you watched on the video with the children and allow them to comment on it.

## Thoughtful Truth

Now ask the children the following question: Have you ever heard of Palm Sunday? Well, today we’re going to learn about Palm Sunday and what it means to us as followers of Christ.

We’re going to learn about Palm Sunday from a story that is described in the book of Matthew. We must remember that in the word of God we find teachings that help us understand what we celebrate and believe.

In the video, we were able to learn a little bit about the story of Jesus' triumphant entry into Jerusalem.

Now, I want us to explore together more details about Palm Sunday.

## I. Jesus asks his disciples to bring him a donkey and her colt.

(Matthew 21:1-5)

Jesus and His disciples came to the town of Bethphage, on the Mount of Olives. They were very close to the city of Jerusalem. Jesus asked two of his disciples something very important. He asked them to go and find a female donkey and her colt who were tied up in the village. The two disciples were to untie them and bring them to Jesus immediately.

Jesus told them that if anyone questioned them about taking the donkeys, they were to say, *"The Master needs them. He will send them back soon."* (ICB)

So, the disciples obeyed and carried out the task Jesus gave to them.

- Do you know why this happened? Well, Many years before, God spoke to the prophet Zechariah about the coming of the king of Jerusalem. And in Zechariah 9:9 he specifically says that your king will come to you riding on a donkey in humility and righteousness. Matthew 21:4, mentions that Jesus was fulfilling what was spoken through the prophet. So Jesus, the king, would ride in on a donkey, bringing victory to the city of Jerusalem.

## II. What happened when Jesus entered Jerusalem?

(Matthew 21:6-9)

The two disciples brought the female donkey and her colt (young donkey) to Jesus. Then they put their cloaks on the donkeys for Jesus to sit on. Jesus rode the donkey and began His journey into Jerusalem.

Jesus entered Jerusalem riding on the donkey! Many people began to spread their cloaks on the road as Jesus was passing by. Other people cut branches from the palm trees and spread them out like a carpet for Jesus to walk on.

All the people that went ahead of Jesus and those that followed shouted with a loud voice, *"Hosanna to the Son of David! Blessed is he who comes in the name of the Lord! Hosanna in the highest heaven!"* All the people were praising Jesus.

Can you imagine what it would be like if Jesus were going past us right now? Let's repeat the praises the people said when Jesus entered Jerusalem.

(Ask the children to imagine that Jesus is passing by their classroom right now and they are proclaiming that He is the King of Kings by saying loudly, *"Hosanna to the Son of David! Blessed is he who comes in the name of the Lord! Hosanna in the highest heaven!"*.)

### III. Who is this?

(Matthew 21:10-11)  
(John 12:16-19)

As Jesus passed through the crowd, the word of God tells us that many people were waiting for Him in Jerusalem. Some of them asked: Who is this? The crowds who entered with Jesus answered: *“This is Jesus, the prophet from Nazareth in Galilee.”*

Many of the people who had gone out to meet Jesus on His way to Jerusalem had heard about the miracles He had been performing. John 12:16-19 mentions that many people who had been in Bethany and had witnessed Jesus raise Lazarus, His good friend, from the dead, were the ones who went to meet Jesus as he rode into Jerusalem.

### Application

Now you know the story of Jesus' triumphant entry into Jerusalem. Now let's practice praising Jesus daily by:

1. Thanking God for sending his only son to die for you, for forgiving you and for preparing you for eternal life.
2. Thinking about whether or not what you are doing is pleasing to Jesus. This will help you obey him and keep yourself holy.

3. Continuing to communicate with God through prayer and He will show you his perfect plans for you.

### Conclusion

Palm Sunday is a day that we remember that Jesus triumphantly entered into the city of Jerusalem, fulfilling the prophecies of God spoken through His prophets in the Old Testament.

This is also a time to remember that God sent His only son to be a one time sacrifice so that whoever believes in Him will receive forgiveness. Jesus was that sacrifice, giving His life for you and me, forgiving us and allowing us to have a direct relationship with God. Let's keep giving thanks to God for His immense love and mercy for us.

### Let's close our eyes to pray

- We pray, giving thanks to Jesus for giving His life for us and for the forgiveness He now allows us to have.
- We pray, asking God to forgive us for any sin we may have committed and we ask Him to help us to always obey Him.
- We pray, asking God to help us to live a life that is pleasing to Him.



# We Say Good-bye!


Now it's time to help our children to make paper palm branches to remember the triumphant entry of our Lord Jesus into Jerusalem. It would be a good idea for you to make a palm branch ahead of time as an example.

Prepare the following materials:

- Sheets of paper (1 for each child, can be green or recycled paper).
- Red ribbon or yarn
- Stapler
- Scissors
- Adhesive tape

Instructions:

1. Fold the paper in half vertically. Fold it in half again. Fold it in half again. Now one more time so that we have 8 columns.
2. Draw a line 2 inches from the bottom of the paper to create a stopping point.
3. From the top, cut along the folds to create 8 strips, stopping when you reach the 2 inch line you drew at the bottom.
4. Once the strips are cut, fold the bottom of the paper along the previous folds accordion style, (forward, then backward) to bring the strips together creating a stem. Staple the stem to keep it secure. Then start forming the palm branch.
5. Bring the right outside strip to the stem, creating a bubble, then do the same with the left outside strip. They should form a heart. Staple them to the stem. Bend the next two sets of strips in the same way, forming a heart shape. Staple each pair of bended strips to make them secure.
6. Then you will have two strips sticking out at the top. Cut three small slits from the top down about 2 inches. On each outside strip, use your scissors to gently curl the slits down. Leave the middle ones straight.
7. Now use the ribbon or yarn to make a bow and tape it to the bottom of the palm branch.
8. Visit this link <https://www.youtube.com/watch?v=g5hsYgLkAfo&t=316s> or on YouTube search: "Palma de ramos en papel". The video is in Spanish, but you can see how the branches are made.





## Lesson 17

# TRUE WORSHIPERS

Charito Xuc Tut  
Guatemala

## The Great Desire

That our children understand that true worship is a lifestyle.

## To Remember

*“God is spirit, and his worshipers must worship in the Spirit and in truth.”*

**Juan 4:24**

## Introduction

To introduce the topic tell the children this anecdote:

- She was a poor woman, a weaver in those days when the worker had to spend long hours on their tasks.

Due to the many hours she had to spend working to support her children, as she was a widow, she became seriously ill.

After some time, she finally recovered. One day her doctor told her:

“Well, we can now say that you are well. You will soon be able to return

to your work. But there is one thing I am going to order you to do, on Sundays you must spend the whole day resting.”

The Woman asked, “Will I not even be able to go to the church to worship the Lord?”

“Don’t worry, ma’am. The church and God will do fine without you,” said the doctor.

“But I won’t do fine without God and without going to the church” replied the woman.

## Thoughtful Truth

This story presents an important observation about a true worshiper.

For the woman in our story, it was so important to her to worship the Lord in the church that when the doctor told her to rest on Sunday she felt it was not possible. She was hungry and thirsty to worship the Lord. On the other hand, she needed to understand that even if she was at home, she could worship God.

In the Gospel of John, we see a conversation Jesus had with a woman from Samaria.

Commonly, in Jesus' time, women drew water from the well in the evening to avoid having to get water during the heat of the day. It is interesting that the woman in our story appears around noon.

### I. A spring of water gives eternal life (v. 5-14)

Jesus came to a city in Samaria called Sychar and Jacob's well was there. Jesus was tired from the journey, so He sat down by the well, it was about noon. A Samaritan woman came to draw water and Jesus asks her to give him a drink.

The Samaritan woman was astonished that a Jew would ask her for water because Jews and Samaritans had many differences between them.

Apparently, she was so focused on the fact that Jews didn't talk to Samaritans that the only thing she thought to do was to argue with Jesus. On the other hand, it was really important to Jesus that the woman know the reason why He was having this conversation with her. In verse 10 of John 4 Jesus tells her that if she knew the gift of God, and who it was that was asking her for water, she would have asked Him for water and He would have given her living water.

This conversation is one of the most interesting conversations in the Bible!

This woman didn't understand the magnitude of the conversation. She kept thinking about the water that runs out when there is too much sun, the water that quenches human thirst for a while, but then they need to find water again. That's why she continued by saying that it was impossible because Jesus didn't even have anything to draw water with.

The point is that Jesus didn't need anything to draw water with because He was talking about a different kind of water, the water that only He can give, that springs up to give eternal life.

If anyone drinks the water of life which Jesus gives to all who want it, they will never be thirsty again, because He is the source. He will always give and give this living water and it will never run out.

These verses help us understand that only by receiving this living water would this woman have the opportunity to worship the One who created her. Before accepting this water offered to her by Jesus it wasn't possible for her to worship God because of her sin.

## II. True Worshipers (v. 21-24)

The Samaritan woman found this conversation interesting and she immediately asked Jesus to share the living water with her so that she would not have to draw it from the well again. Jesus, who knows everything, even what is most hidden, told the woman all about the sinful life she was living, an empty life, and she herself told Jesus all he said was true.

In verses 21 to 24, the conversation becomes more about the subject of worship. Interestingly, the woman had the feeling that Jesus was not like any man she had ever meet before, He was different. She thought that He was a prophet. She told Jesus that her ancestors worshiped on the mountain, but the Jews said that worship could only take place in the temple in Jerusalem. She knew that according to custom that's how it was supposed to be, that's what she'd learned.

In general, what we need to learn about worshiping the Lord in spirit and truth is that it should not be limited

to a geographic location. When Christ came and died on the cross the temple was no longer needed. All of God's children have equal access to God through Jesus Christ. Worship then became something that has more to do with the heart, than with external actions or customs. Worship isn't a ceremony; it's an expression of praise, honor, thankfulness to our true God.

Worship that pleases the Lord must consist of two things:

We must worship in spirit, meaning it involves our whole heart. That's why it's necessary to have a true passion for God. And we must worship in truth, which means, we must be properly grounded. We must know about and know the God we worship or there's no true worship.

We need these two things to honor God in worship. If we worship in spirit without truth we simple have an emotional experience and when the emotion ends, worship ends.

What Jesus wanted the Samaritan woman to understand was that she needed the living water so that her life would be completely changed and then she could begin to live a life of worship which had nothing to do with a specific place or custom.

## Application

Today we've learned about the living water that springs up to give eternal life and about true worship, based on this beautiful story of the Samaritan woman's conversation with Jesus.

We need to understand that the Lord is interested in us just like He was interested in the life of the Samaritan woman.

He doesn't want us to only come to church on Sunday to learn our weekly lessons. He wants us to live a life of worship.

To be worshipers means that we love, respect, obey, and honor God, even when we're with our friends who don't know Him, even when the society we live in doesn't want to please God, being an example of a believer by what we say, how we behave, how we act, and what we do. We must worship God in every way, 24 hours a day. But for that to happen, we need to know Jesus, we need to surrender all that we are to Him, we need to offer our lives as a living sacrifice, holy and pleasing to God. God is looking for these kinds of worshipers, the kind who worship Him in spirit and in truth.

## Conclusion

Today, it is a special day. Let's think about the following:

How is your relationship with God? Are you being pressured at home to come to God's house to worship?

Are you disobedient? Do you get angry without a reason?

Do you use bad words or talk ugly, like your friends at school?

Do you do things you know you shouldn't in private thinking that God doesn't see you?

If so, today is your day, just like the woman who longed for the living water, you can receive it too.

Would you like to pray and receive Jesus now?


## Let's close our eyes to pray

- We pray, asking for forgiveness for our sins.
- We pray, asking Jesus to give us the living water that springs up to give eternal life.
- We pray that we will be true worshipers.
- We pray that others will see in us a good testimony and that they will want to worship God in spirit and truth.



## We Say Good-bye!

Provide each child with a worksheet and pencils and crayons to complete the activity below. Then review the Bible verse with them.



\*Note: While the children are doing this activity, play in the background the song: "Here I Am to Worship" [https://www.youtube.com/watch?v=mBXCWvtYi\\_E](https://www.youtube.com/watch?v=mBXCWvtYi_E)

## Lesson 18

# SHARE THE GIFT OF THE GOOD NEWS

Sofía Barrientos  
Guatemala

## The Great Desire

That our children will carry in their hearts the desire to share Jesus and how He can change lives.

## To Remember

*“Give praise to the Lord,  
proclaim his name; make  
known among the nations  
what he has done.”*

*Psalm 105:1*

## Introduction

Start the class with the song Jesus, Savior of the World (by NewSpring Worship {Body Worship}). Prepare to either project the song so that the children can follow the video or have speakers setup so they can hear clearly. Help your students learn the song before you sing together by reading the lyrics or singing it to them.

Sing this song is a suggestion, but you can sing the song of your choice. However it should refer to God, who is the only one we praise and worship.

## Thoughtful Truth

When we think of praise and worship we usually think about music and singing; that’s not entirely wrong, because **one** of the ways we can praise God and show Him what He means to us is singing and playing music.

The dictionary tells us that to praise is “to say favorable things about a person, highlighting their qualities or merits.” This is precisely what we do when we praise and worship God.



To worship is to show great respect and honor to the one who is considered great or divine.

Today we will learn two reasons why we worship and praise God.

## I. Because He is Magnificent

The word magnificent means that something is splendid, extraordinarily good. God is so good that He created us to be alive today and wants us to learn more about Him.

- Isaiah 12:5 says *“Sing to the Lord, for he has done glorious things; let this be known to all the world.”*
- Ask the children to name some magnificent (very good) things that God has done. It may be healing a sick person, helping someone get a job, creating us in His image, etc.

We can go on listing magnificent things God has done for us, but the greatest of thing of all that He has done for us is He has given us salvation! We have the assurance that God has forgiven our sins and has saved us from death and we also have His promise of eternal life.

## II. Because His is The King

In Psalms we read that David acknowledged that God is the King *“Who is he, this King of glory? The Lord Almighty—he is the King of glory.”* Psalms 24:10.

God is the only one who deserves our praise and worship. He is the only one to whom we should worship on our knees and prostrate ourselves.

Ask the children if they remember hearing about Daniel. Give them this short summary of the story. Daniel and his friends were in Babylon and King Nebuchadnezzar made a statue of himself and ordered everyone to kneel down and worship that statue, but Daniel and his friends refused do so because they knew that the one and only true God to be worshiped was God, our King and savior, not a statue of a man.

You can read the story in Daniel chapter 3 and add any details you would like.

The attitude of Daniel and his friends is the attitude we should have in recognizing that the only one we should worship and praise is God because there is no God but our God (2 Samuel 7:22).

In ancient times many kings were not good kings because they were known for cruelly punishing people who didn't obey them.



But our King (God) is totally different. He is loving, compassionate and merciful. God gave His only son to die for our sins.

He didn't make us suffer, but He suffered for us out of love.

We've already learned two important reasons why we should worship and praise God. Now let's see how we can praise and worship Him.

### 1. Singing and Exalting His Name

Although it's not the only way of praising and worshiping God, singing is one of the most common ways in which we praise and worship. Through the words of the songs we can proclaim the truths found in God's Word, lift up the qualities of God, and rejoice in what He's done for us.

In Luke 19:28-40, we read that when Jesus entered Jerusalem on a donkey the people began to praise God in loud voices for all the miracles they had seen. However, the Pharisees, who did not like Jesus and His followers, told Jesus that He should reprimand the people because they were in an uproar. But Jesus told them that if they kept quiet then the stones would cry out.

This Bible story shows us that God is pleased when we praise Him and that He is pleased when we sing and exalt His name with our voices.

### 2. Giving Tithes and Offerings

To praise God is also to honor Him with our tithes and offerings. When we give our tithes and offerings we are acknowledging that all we have comes from Him and we are thanking Him for what He has given us.

Proverbs 3:9-10a says *"Honor the Lord with your wealth, with the firstfruits of all your crops; then your barns will be filled to overflowing..."*

When we give our tithes and offerings, we don't give them so that God will give us something in return. We give because we are thankful for what he has already given us.

### 3. Living a Lifestyle Pleasing to Him

The way we live shows what's in our hearts and the way we interact with our neighbors can give them the opportunity to get to know Jesus better.

We should always try to be more like Jesus, loving and being kind to all the people around us: children, youth, adults and the elderly.

When we do what God asks us to in His word (be obedient and respect our parents and those in authority, don't steal, don't lie, etc.), then we are worshiping God through our lifestyle because we are honoring Him by showing that He has already changed our lives. That pleases God.

## Application

Now that we have learned how to praise and worship God and why, we must apply it to our daily lives. We have learned that it's not only about singing in church and in our homes, but honoring God in everything we do and with everyone we're around.

You can praise and worship God in the park, on the soccer field, in your school, in your home, of course, in the church, but it must be day by day that we seek to be more like Jesus. Living a lifestyle of worship is the best way we can honor and praise Him.

## Conclusion

We should praise and worship God for all that He has done through us and for us and because He is our King and Savior.

God has been so good and so merciful to us and He is the only one who deserves our praise and worship.

We can praise and worship God with our voices when we sing, but that's not the only way to praise and worship Him. We also praise and worship Him by giving our tithes and offerings and by living a lifestyle of worship which includes being kind to our neighbors and obeying His word.

## Let's close our eyes to pray

- We pray, thanking God for being so good to us and allowing us to learn more about Him.
- We pray, exalting His name and recognizing that He is the only God.
- We pray, asking God to help us to live a life that shows that we are obedient to what He asks of us in His word.
- We pray that God will help us to be more like Him day by day.



## We Say Good-bye!

Make shakers with the following materials:

- 1 small plastic bottle (small soda or yogurt) for each child.
- Balloons
- String or rubber-bands
- Beans or rice
- Colored paper
- Scissors
- Crayons or markers
- Cold glue

### Instructions:

1. Fill the bottles with the beans or rice, just a few.
2. Plug the nozzle of the bottles by stretching a piece of balloon over the top and tie it with string or use rubber-bands.
3. Once sealed, the child can decorate it with colored paper and any other materials you've provided.
4. **Note:** It would be fun to sing your opening song again with the help of all the new instruments.



Example photo taken from the Internet.

## Lesson 19

# CONSECRATE YOUR LIFE TO THE LORD

Elba Marina Bernabe Caal  
Guatemala

## The Great Desire

That our children will serve Jesus and live lives pleasing to God.

## To Remember

***“Therefore, I urge you, brothers and sisters, in view of God’s mercy, to offer your bodies as a living sacrifice, holy and pleasing to God—this is your true and proper worship.”***

***Romans 12:1***

## Introduction

Divide the children into groups as you prefer, it can be a group of boys and a group of girls, groups by age or simply make two mixed groups of the same number of participants. Have them line up in 2 rows.

At your instruction, explain to the child how to play “The Broken Telephone”! You will say a phrase into the ear of the first participant of each group, they will repeat what they heard to the second student, and so on, until the last participant hears the phrase.

Use the phrase “God wants our whole being”.

The last participant of each group will say the phrase they heard out loud to the whole class. The group whose message is correct when the last person repeats it out loud is the winner.

## Thoughtful Truth

In ancient times the people of Israel offered animal sacrifices to God, which is why the phrase: *“to offer your bodies as a living sacrifice”*, God conveys a very clear message as to the way in which He prefers us to worship Him.

Everyone who is alive, raise your hands! (This will help to get the attention of your students). Our lives are important to God, but we must consecrate it only to Him. Today’s topic is: *“Consecrate your life to the Lord”*. We are going to talk about what consecration means and what it means to be consecrated to the Lord.

### I. What does consecration mean?

Consecration is devoting or setting apart anything or anyone to the worship or service of God. Today we use it to refer to a believer who dedicates himself to a life of obedience and service to God.

Exodus 29:21 says: *“And take some blood from the altar and some of the anointing oil and sprinkle it on Aaron and his garments and on his sons and their garments. Then he and his sons and their garments will be consecrated.”*

The Old Testament speaks of sacrifices and oil being used in ceremonies to consecrate the people of Israel, priests, the temple and the objects used in the temple, and prophets. Kings were also supposed to be consecrated, but not all were. When God chose people like priests and prophets to serve Him, they were to be consecrated to God.

In the New Testament consecration is talked about differently, it’s more about the heart, and setting yourself apart for the service of God.

Today, God invites us to consecrate our lives to Him and His service. He wants all of us. He tells us to surrender our hearts, consecrating our lives totally to Him; and to consecrate ourselves totally to Him, we need the help of the Holy Spirit (Romans 6:12-14 and 22).

### II. Consecration as a living sacrifice (v. 1)

Let’s read Romans 12:1. The apostle Paul says: *“...I urge you, brothers and sisters, in view of God’s mercy, to offer your bodies as a living sacrifice, holy and pleasing to God—this is your true and proper worship.”*

The word that we can highlight from this verse is *“in view of God’s mercy”*. Every day we receive mercy from God. Psalms 23:6 (NKJV) says: *“Surely goodness and mercy shall follow me All the days of my life; And I will dwell in the house of the Lord Forever.”*

So, we must surrender ourselves to God; we need to surrender all that we are, all that we have, all that we can do. This is a living sacrifice. Let's keep in mind that we are no longer need to offer an animal sacrifice, but we understand that all that we are, we consecrate or dedicate to God. Our life belongs to God. As you grow up, you will learn more and more about how you can consecrate your life to God, and each day God is going to help you be amazing so you can serve Him.

Paul urged the Romans, as brothers in Christ, to present their bodies as living sacrifices to God, for he was convinced that true worship, for a Christian, is living a life of consecration and service to God.

- “Living sacrifice.” These words emphasize that Paul is referring to the actions of our daily life.

- All believers become living sacrifices when they offer their time, talents and energy to work that benefits other people and God's entire creation. We do this when we forgive someone who hurt us, cheated us, or lied to us. We do this when we care for nature, when we give up our belongings, like our toys, books or other objects, to share with the needy, or when our little brother breaks a glass, we accept the blame in order to defend him, etc. When we give ourselves out of love, out of obedience to God's invitation to serve Him at the time and in all places.

### III. Consecration is voluntary

This invitation is extended to all of us and it's up to us whether we accept it or not. This is very intimate; it's a personal decision. God doesn't force us, but invites us to consecrate ourselves to Him. It's voluntary to belong to Him and to His work, it's a privilege that each one of us has as a Christian.

God invited Apostle Paul to consecrate his life to the service of evangelizing the nations. Romans 1:1 says: *“Paul, a servant of Christ Jesus, called to be an apostle and set apart for the gospel of God –.”*

Let's follow Paul's example, let's serve the Lord voluntarily. But how do we do that?

- By praying.
- By Listening to the Word of God
- By loving the Lord Jesus deeply.
- Voluntarily.
- By changing our way of thinking.
- By turning away from all evil, which separates us from God.
- By being a good example to others.
- By giving our best effort and dedication to everything we do.

## Application

As Christians we have the opportunity to serve God all the time, for the following reasons:

1. Because our hearts are full of gratitude to God.
2. Because He is God.
3. Because we are children of God.
4. Because God invites us to dedicate our lives to serve Him alone.
5. Because we voluntarily decide to accept the invitation to serve God alone.

## Conclusion

A life consecrated to God is to surrender oneself in spirit, soul and body to God. We do this by turning away from all that is evil that surrounds us, denying ourselves, and following Jesus. Let's ask God for His help every day, so that through His Holy Spirit, He will renew our thoughts and guide us to shine, to live according to His will, for God's will is pleasing and perfect.

## Let's close our eyes to pray

- Heavenly Father, we thank you that we are your children and you have invited us to serve you.
- We pray, asking you to help us be faithful, all of our lives, until we reach eternity.
- We pray, asking that each day you will renew our way of thinking and remind us of your will, which we find in your Word is good, pleasing and perfect.





## We Say Good-bye!

**Instructions:** Provide pencils or pens and the following worksheet for each child. Answers for the lower part of the worksheet are: 1. God wants all of me. 2. Offer your bodies as living sacrifices. 3. Consecration is being set apart and devoting your life to God.

## CONSECRATE YOUR LIFE TO THE LORD

**General Instructions:** In each section of the worksheet you will find specific Instructions, read them carefully and complete what is requested.

**Specific Instructions:** Fill in the blank spaces with the correct words from our memory verse.

Romans 12:1-2:

Therefore, I urge you, \_\_\_\_\_, In view of God's \_\_\_\_\_, to \_\_\_\_\_ your bodies as a living \_\_\_\_\_, \_\_\_\_\_ and pleasing to God — this is your true and proper worship.

**Specific Instructions:** The words in the following phrases are scrambled. Read them and put them in order.

1. me of all wants God.

A. \_\_\_\_\_

2. sacrifice Offer a your as bodies living.

A. \_\_\_\_\_

3. God Consecration to set life apart devoting and is your being.

A. \_\_\_\_\_

## Lesson 20

# A QUEEN CONSECRATES HERSELF TO GOD

Pamela Vargas  
Guatemala

### The Great Desire

That our children will see from the value of Esther's sacrifice and dedication to her people what they can do for God and the church.

### To Remember

*"And who knows but that you have come to your royal position for such a time as this?"*

*Esther 4:14b*

## Introduction

Esther chapter 4 narrates a sequence of messages between Esther and Mordecai, with Hathak being the one who carried those messages.

Play "The Broken Telephone" with your students. Divide the class into two groups and have them line up. Whisper the same phrase into the ear of the first child in each group. They will then whisper it to the next child in line, and so on until the message reaches the last child. Have the last two children say the message they

received out loud. The interesting thing about this game is that at the end, the message doesn't always arrive the same as it started, many times it's very different. Use this game as a way to introduce the lesson.

## Thoughtful Truth

Consecration is devoting or setting apart something or someone to God. This means that we are offering it to God for His use. We can do this through prayer, worship, or through the blessings of an elder.

The apostle Paul in Romans 12:1 talks about living sacrifices; giving ourselves to the Lord and presenting our body as a tool that God can use. This is precisely what Esther did, she gave herself to be used by God, under the direction of her uncle Mordecai. She was very brave and she needed to keep her nation and family background a secret.

- The story of Esther beautifully shows us what consecration and living sacrifice mean.

### I. How did Esther become Queen?

Esther was a young and beautiful orphan woman. The bible says that one of her relatives, Mordecai, adopted her and raised her as his daughter. He worked as a guard in the palace of King Xerxes.

When Queen Vashti needed to be replaced, it was suggested that Hegai, a king's servant, be put in charge of preparing the most beautiful women of the kingdom and then presenting

them to King Xerxes. The one who pleased him most would become queen.

Esther was recruited and underwent 12 months of preparations, during that time she was anointed with oils and perfumes. People who looked at her were in awe of her beauty, and yes, basically, Esther participated in a beauty contest and won.

### II. Why did Esther become queen?

This is the most exciting part of the story and it teaches us about the power and control that God has over everything. Esther's arrival to the kingdom and the fact that she found favor with the king, shows us that Esther was part of a higher purpose that God had already planned.

Faced with the possibility of the Jews dying at the hands of Haman, Esther and Mordecai kept in communication with each other. Mordecai says to Esther: *"And who knows but that you have come to your royal position for such a time as this?"* And what a moment! She would be the person who was going to intercede for the Jewish people and plead for mercy before the king to save them from death.

In the book of Esther, chapter 8 we read that Queen Esther falls at the king's feet, weeping and begging the king to save her people and stop Haman's sinister plan against the Jews.

### III. The results of Esther's consecration

Rather than being consecrated as a queen, Esther was consecrated to be used by God. The results of the actions and plans of Mordecai and Esther, with the divine guidance of God, ended with the death of Haman and an edict that stated that the Jews could defend themselves against anyone who would try to harm them, their wives and children. Many people became Jews, and in the city of Susa joyous festivities were held to celebrate the edict of the king.

So important was this victory to the Jews that a feast called "Purim" was established and every year they were to celebrate for two days, sharing food with each other and giving gifts to the poor.

Mordecai sent a letter with the queen's authorization of the celebration of "Purim" and the letters were full of goodwill and assurance for the Jews.

### Application

When we decide to consecrate ourselves to God and present ourselves to Him as a living sacrifice, we can be sure that God will use us according to His purposes, just like He did with Esther. Even though we may not know where God is leading us, we can trust Him, because His plans

are superior and are always for our benefit.

Esther went through a time of doubt and concern and during that time she decided to fast, asking Mordecai to call all the Jews of Susa together to fast with her. In this way, they placed their trust in God and acted wisely.

God also wants to use you as an instrument in His hands.

### Conclusion

To be consecrated means to allow God to use us according to His purposes. Esther is a clear example of what this means. Her life and what she did for the Jewish people are remembered every year through the celebration of Purim.

Sometimes you must trust and ask God for His guidance. You can do this by fasting, praying, or seeking wise counsel from trusted adults like your Sunday School teacher or your pastor and they can help you decide how you should act or what to do in the situation you're dealing with. That's what Esther did.

By consecrating ourselves to God, we can help a lot of people.

## Let's close our eyes to pray

- We pray, asking God to allow us to be useful tools in His hands.
- We pray, asking for wisdom and direction to know how to act in any difficult situations and that our actions will help others.
- We pray, asking God for the strength to stay honest and pure before Him so that His purposes may be fulfilled through us, like they were through Esther.
- We pray for the people around us that give us advice, may their advice be good and according to your plan, just like Mordecai's advice was to Esther.

## We Say Good-Bye!

Provide the worksheet "A Queen Consecrates Herself to God" for each child. See the next page. The children will need pencils and crayons to complete the worksheet.

In the first section have the children answer the question "What does it mean to be consecrated to God?" by putting an X through all the answers in the circles that are incorrect.

Then ask the children the question "What did Esther do when she was worried?" Talk about their answers and have them color the picture of Esther praying.



# A Queen Consecrates Herself to God

**What does it mean to be consecrated to God?**

To be awake  
all night.

To be an  
instrument  
in God's  
hand.

To become  
a queen or  
a king.

To help  
the Jewish  
people.

To have  
a relative  
named  
Mordecai.

**What did Esther do when she was worried?**



## Lesson 21

# SAMUEL: A CHILD CONSECRATED TO GOD

Jhoselyn Barrios  
Guatemala

## The Great Desire

That our children understand the importance of dedicating their lives to God.

## To Remember

*“I prayed for this child, and the Lord has granted me what I asked of him.”*

**1 Samuel 1:27**

## Introduction

Start by having a conversation with your students about their moms, what they love and value about them? Give them time to express themselves.

Conclude this introductory part by telling the story of Hannah and how after many years of wanting to have a child but she couldn't get pregnant, she prayed for a child. God saw Hannah's heart and gave her a child, whom she dedicate to God.

Hannah was seen weeping and moving only her lips during her prayer. Eli, the priest, thought that she was drunk, that she had drunk too much liquor. She immediately told him that she wasn't drunk, she was just a woman with a broken heart because she could not have a child. Eli told her: “Go in peace, and may the God of Israel grant what you have asked of him.”



## Thoughtful Truth

After many years of not being able to have a child, Hannah prayed a powerful and sincere prayer, she told the Lord that if He gave her a son, she would dedicate this child to Him. That meant that she would only see him from a distance in the temple serving the Lord. And she was more than grateful and committed to do so. For many years she had been sad and anxious, but today things could change.

In 1 Samuel 1:18- 28 we learn that:

### I. Believing in God brings us blessing (v. 17-20)

Hannah received the answer she had been asking for. For years Hannah was miserable because she could not bear children. That day at the temple changed everything. She decided to believe with her heart what the priest told her. Believing in God and in His promises for our life will always bring blessing. The result of her prayer for a son whom she would dedicate to God brought about a beautiful response.

Hannah was not pregnant when she prayed, but in her heart, she believed and made a promise to God, that she would dedicate her son to His service. Think about this: a mother asks God for a son and says: "If you give him to me, then I will give him to you so that

he may serve you and grow up in the temple.

Undoubtedly, her prayer seemed strange, but her heart was willing and she was so grateful that she was able to give her son to the One who first gave the child to her: God.

### II. We need to be faithful to God (v. 21-23)

Hannah, seeing God fulfilled His promise, was faithful to her prayer. What she had wanted for so many years, she now held in her arms. Little Samuel was growing every day, and year after year, families traveled to the temple to present their offerings and sacrifices to God.

The year after her son's birth, she did not go to the temple with the rest of the family for the annual sacrifices. She wanted to keep Samuel at home until he was weaned and the time was right. Then she would take Samuel along with her offering to the temple and then Samuel would stay at the temple to serve God.

Sometimes we ask our parents to buy us a toy we love over and over and finally, they decide to buy it. Of course, we're so excited that we don't want to share it with anyone else, we waited so long to get it. We learn a great lesson from Hannah; everything belongs to God. God only allows us to have it and take care of it, to be stewards of what He has created.

Being faithful to God, that's what Hannah teaches us today.

### III. We need to worship God (v. 24-28)

Hannah, after watching Samuel grow from a baby to a little boy, is ready to give him to God. One day, during the annual visit to the temple, she got ready and dressed little Samuel in his best clothes. She kissed and hugged him with love and gratitude. She didn't just carry Samuel, she also carried a heart full of emotions because it was time to give away what she loved most to the One who gave him to her. She didn't just take Samuel to the temple, she also took a beautiful offering of gratitude. She understood that she had to worship God, with all her heart, with her possessions and with the greatest treasure a mother can have: her child. Hannah consecrated Samuel to God; she decided to dedicate him to God. What has God given you? What prayers has he answered? Are you grateful?

## Application

In today's lesson we learned that:

1. Believing in God brings blessing.
2. We need to be faithful to God.
3. We need to worship God.

## Conclusion

Hannah's life teaches us that we must pray and believe in God.

God is always listening to us and He will answer, in His time. Hannah decided to believe in God and what God's priest told her. She decided to be faithful to the promise she made to God, to give her son to Him and devote him to the Lord; but she also decided to worship God with all her heart and all she had.

## Let's close our eyes to pray

- We pray that we will believe what God tells us through His word.
- We pray that we will stay faithful to God in the midst of all difficulty.
- We pray that we will worship God every day.



## We Say Good-bye!

Provide the follow for this activity: a sheet of white paper, 3 sheets of colored paper: brown, red, and yellow and a piece of yarn about 20 cm (8 in) long for each child. You will also need scissors, pencils, markers and glue.

### Instructions:

1. The white sheet of paper will serve as a base. Write “Samuel, a Child Consecrated by His Mother” across the top.
2. On the white paper, under each of the following cutouts write what they represent.
3. With the colored paper, cutout the following shapes:
  - Use the brown paper to cutout a “Bible”: representing God’s promises to us.
  - Use the red paper to cutout a “Heart”: representing our trust in God.
  - Use the yellow paper to cutout “Hands”: representing our worship to God.
4. Glue the yarn to the back of the white paper, so it can be hung up.
5. Hang the children’s crafts in the room or send them home so the children can hand them at home as a reminder of this lesson.

## Lesson 22

# PENTECOST!

Raquel Barrientos  
Guatemala

## The Great Desire

That our children will know the power that the Holy Spirit gives to us.

## To Remember

*“... but stay in the city until you have been clothed with power from on high.”*

**Luke 24:49**

## Introduction

Before starting with today’s lesson, play the “Waiting Game” with your students.

The activity begins with all of the students seating on the floor. Explain to them that when they hear the word “up”, they should wait 5 seconds and then stand up. Give the example of counting mentally “1, 2, 3, 4, 5, up”.

The student who comes closest to the number of waiting seconds will win.

After playing the game, talk about how we should wait for God’s perfect timing. In our lesson today we will see an example of the disciples who waited on God’s promises.

## Thoughtful Truth

Today we're going to talk about a promise Jesus made to His disciples. They waited a long time to see the promise fulfilled in their lives. Let's start with a little reminder about the life of Jesus here on Earth. Jesus came as a son of man to teach people about His Father's scriptures. However, He also came to teach us about repentance and forgiveness through His sacrifice and resurrection.

Remember, Jesus died on the cross and after three days He rose from the dead and presented Himself to His disciples before ascending to heaven. In Luke chapter 24, verse 49, Jesus tells His disciples that He will send to them what His Father had promised. They were to wait in Jerusalem until they received it and were filled with the power that came with the promise sent by God. The promise they were waiting for was the Holy Spirit, our comforter and guide.

For 50 days after Jesus ascended to Heaven, His disciples stayed in Jerusalem. One day, while all the disciples were gathered together, they suddenly heard a noise coming from Heaven and a wind filled the house where they were. This was it, the moment Pentecost was taking place, when the promise that Jesus had told the disciples about was being fulfilled. The Holy Spirit came and filled the hearts of the disciples. The Holy Spirit gave them the ability to speak in other languages. It was a miracle, everyone could hear the disciples speak in their own language.

We believe that the Holy Spirit is our comforter and our guide. He teaches us about Christ; He lives in our hearts and helps us fulfill the Great Commission.

Now, I want us to explore together more details about Pentecost and what it means for us.

### I. The Holy Spirit gives us power.

Jesus, when He was here on earth, taught His disciples that the Holy Spirit, the Comforter, would come and would remind us of all the teachings of Jesus. Acts 2:4 tells us that the Holy Spirit filled the disciples with power and gave them the ability to speak different languages so that all the people around them would understand what the disciples were telling them.

Today, the Holy Spirit can give us various abilities so that we can continue to preach His word. In Acts 1:8 it tells us that the Holy Spirit will give us power and we will be able to share the good news about Jesus to all nations.

Let's remember the Great Commission that Jesus left us, we find it in Matthew 28:19-20 *"Therefore go and make disciples of all nations, baptizing them in the name of the Father and of the Son and of the Holy Spirit, and teaching them to obey everything I have commanded you."*

*And surely I am with you always, to the very end of the age”.*

This means that we can fulfill the Great Commission and we will not be alone. Just as the Holy Spirit gave Paul the power to preach, He also wants to prepare us by giving us courage and different kinds of talents and abilities to help us bring more people to the Salvation that Jesus, through His sacrifice, gave us.

## II. We must wait for God's timing.

Do you remember that Jesus told His disciples to stay in Jerusalem until the promise of His Father came? Well, Jesus asked them not to go anywhere until they received the power that God was going to give them. Therefore, they had to wait on God's timing, for the time that God had set.

After Jesus went to Heaven, the disciples waited 50 days to receive God's promise. This teaches us that God's timing and the way God handles things is better than what we might like to happen. The disciples might have preferred not to wait, like Jesus instructed, but they understood that God was preparing the best time for the promise to be given.

Nowadays we want everything to happen immediately or quickly. However, God's timing is perfect. We read in Ecclesiastes 3:1: *“There is a time for everything, and a season for every activity under the heavens”.*

It's better to wait for God's timing, because God knows what the right time is for something to happen. Let's look at the example of Jesus' disciples, they waited patiently for Jesus' promise. When we wait on God's timing everything works out better for us.

## III. God always keeps His promises.

Jesus shared with his disciples various promises that His Father would fulfill in His perfect time. Today we talked about God's promise to send the Holy Spirit into the lives of Jesus' disciples and God fulfilled His promise.

God continues to fulfill His promises. Corinthians 1:9 (TLB) says: *“God will surely do this for you, for he always does just what he says, and he is the one who invited you into this wonderful friendship with his Son, even Christ our Lord”.*

We were chosen by God to fulfill a purpose and within that purpose are the promises that the Lord will fulfill with us.

Let's continue to trust in God, He will fulfill everything we have learned from His Word.

## Application

1. This week practice telling a friend about the love of Jesus, asking the Holy Spirit to give you the courage and the right words.
2. If you have a prayer request, trust that God will answer in a timely manner.

## Conclusion

Pentecost Sunday is the day we remember that God sent His Holy Spirit, fulfilling the promise He made. We can identify 5 things the Holy Spirit does in the life of a Christian:

1. He is our comforter.
2. He is our guide (John 16:13-14; John 14:26).
3. He shows us Christ.
4. He lives in the heart of the Christian (1 Corinthians 6:19-20).
5. He sends us to fulfill the mission of the church.

## Let's close our eyes to pray

- Thank you God, for keeping your promises and for giving us the confidence to know that You don't forget anything.
- We ask you, God, to help us to wait on You and not to despair while we wait.
- We ask you, God, to fill us with Your Holy Spirit, that we may live our lives for You.

## We Say Good-Bye!

Provide a worksheet (on the following page) for each child. The children will need crayons and or markers.

Color the picture of Pentecost, when the Holy Spirit filled the disciples.





# Pentecost

Color the picture of Pentecost, when the Holy Spirit filled the disciples!



## Lesson 23

# TALKING WITH GOD

Sofía Barrientos  
Guatemala

## The Great Desire

That our children will learn that prayer is a conversation with God, which isn't just about asking for something, but it's also a way to praise God and thank Him.

## To Remember

***“For everyone who asks receives; the one who seeks finds; and to the one who knocks, the door will be opened.”***

***Luke 11:10***

## Introduction

Start the class by playing “Teacher Asks”. Move the chairs out of the way and ask the children to stand.

Begin asking for objects around the classroom e.g., a red object, a black shoe, a sweater, etc. The child that finds the object first is the winner. Play 5 rounds or so; as many as you consider appropriate.

Unlike today's activity, prayer isn't just about asking for something. We're going to learn new ways to pray so that we can pray like Jesus taught His disciples to pray.

## Thoughtful Truth

### What is prayer?

Prayer is talking to and with God, our Creator and the King of kings. When we pray, we may feel like it's difficult to talk to God and that He's a long ways away from us.

But God, apart from being our Creator and the King of kings, is also our friend, our savior, and our heavenly Father. These definitions of God remind us that He is close by and most of all, that He established prayer as a way for us to talk to Him.

Jeremiah 33:3 says: *“Call to me and I will answer you and tell you great and unsearchable things you do not know.”* God Himself invites us to talk to him.

Jesus’ disciples saw Jesus pray on many occasions, so they asked Him to teach them to pray. In Matthew 6:6-13, Jesus gives instructions on how to pray.

The first instruction is *“... go into your room, close the door and to pray to your Father,”* not to have a secret conversation with our Father, but so we don’t become distracted.

Jesus then gave an example of how we should pray, and we can use his example as a reference. The following steps are the example of how we should pray.

## I. Worship

Sometimes we make the mistake of coming to God only to ask for something or to complain, but we must not forget pray is also a time to worship Him; He deserves all our honor and praise.

In verses 9 and 10 Jesus gives honor to God by praising Him because He is Holy, but he also recognizes that God is the One who can say yes or no to what we have in our hearts.

We should begin our prayers by worshiping God, by using words that recognize the goodness of God. At this point, ask the children to give you some words that they can use to worship God. Some examples might be: loving, strong, great, holy, good, majestic, merciful, among others.

## II. Confession

This step is important because it helps us remember that we are human and we make mistakes, we can do things that are not pleasing to God, but we must always seek to improve.

This way of seeking to be better is to recognize that we can choose to do right or we can choose to do wrong, for example: lying, cheating on a test, shouting, fighting. These are actions that are not pleasing to God and are wrong. But God will help us make good choices if we ask Him to. And the best part is that, even though God doesn’t like it when we do wrong, He will still forgive us.

We can confess our sins directly to God and He will forgive us. We see in verse 12.

### III. Give Thanks

Being thankful or grateful is not only something we should practice with people, but we should also be thankful to God for what He has given us.

If we work at being grateful to God it will be easier to be grateful in all the other areas of our life.

Jesus himself taught us to give thanks. In John 6:11 we read that when Jesus multiplied the loaves and fish He first gave thanks: *“Jesus then took the loaves, gave thanks, ... He did the same with the fish”*. Jesus teaches us to be thankful.

In 1 Thessalonians 5:18 we read that we should give thanks in everything. Every day we have reasons to be thankful. We can be sure that even when there are days with difficult situations there will always be reasons to be thankful, and the first reason we should give thanks is for life.

### IV. Ask

This is the part that many of us jump to when we start talking to God, but the order that we are learning about is good because at this point in our

prayer, our hearts are at a place where we have a willing attitude to listen to God and accept His will.

When talking to God we can express our needs, but we can also include the requests of those around us or the requests of someone we know who has a situation that needs to change.

And finally, we should ask in the name of Jesus. John 14:13 says: *“And I will do whatever you ask in my name, so that the Father may be glorified in the Son.”*

Jesus ends the prayer in verse 13 with the word “Amen”, which translated means “so be it”. (Not all translations end with “Amen”. You may want to use a translation that does.) When we say “Amen” we’re acknowledging that we want God’s will to be our answer.

### Application

1. If you don’t have a habit of praying every day, today is a good day to start. In church or in your room are not the only places you can talk to God, you can talk to God anywhere and at any time.
2. As you begin to pray every day it might be helpful to remember the steps we learned today. As you continue to pray every day it will come naturally.
3. You don’t need to use strange or difficult words to talk to God, just talk to him using words you know. Remember, talking to God is like talking to a friend.

## Conclusion

Talking to God through prayer is a gift He gave us so that we can know Him and to be close to Him.

Prayer should include worship, confession, giving thanks, and asking, these elements help make prayer a meaningful time talking with God.

You don't need to use strange words to communicate with God, simply talk like you always do. God is just interested in us spending time close to Him and talking to Him, because He loves us, and because he is our friend.

## Let's close our eyes to pray

- We worship you, God, our Creator.
- We ask for Your forgiveness if we have made a mistake. Please make our hearts clean.
- We give thanks to You, God, for all that You've given us and for how good You are.
- We ask that You, God, meet our needs and the needs of all the children who are participating in this class.
- We pray that You, God, will help us to be better prayers as we spend time with You.

## Lesson 24

# PRAYER INSTRUCTIONS

Charito Xuc Tut  
Guatemala

## The Great Desire

That our children learn and apply to their lives the instructions Paul gives Timothy in 1 Timothy 2:1-4.

## To Remember

*“For there is one God and one mediator between God and mankind, the man Christ Jesus.”*

*1 Timothy 2:5*

## Introduction

Number the children from one to three. Group one, should stand up each time they hear the words: urge, people, and Savior. Group two, should stand up and give a round of applause when they hear the words: prayers, thanksgiving, and pleases. Group three should stand up and say a loud “Amen” when they hear the words: petitions, kings, God, and truth.

After forming the groups and giving instructions, start reading 1 Timothy 2:1-4.

## Thoughtful Truth

The verses we’ve just read are such a beautiful message! Today we’re going to talk about these instructions on prayer that Paul sent to Timothy.

Most importantly we’re going to talk about these instructions because prayer represents public worship; so, prepare your ears to listen and your heart to receive what God has for each one of us.

## I. Prayer for all people

The Apostle Paul encourages, above all, to make requests, prayers, intercession, and thanksgiving on behalf of all people. He begins by saying:

**A. First of all:** this has nothing to do with time, but refers to the importance of prayer. Paul is reminding us that public prayers should be made for all people, from presidents and all those in authority on down.

**B. Petitions, prayers, intercession and thanksgiving:** each of these words describe a way in which we communicate God. How many of you communicated with God today before coming to this class?

What is a petition? This word means to ask for something formally. Prayers should never be just asking for something, but our petition or request should include a strong trust in God.

Prayer should be of great importance in the life of each one of us who believe in Jesus. Each prayer includes something that we call intercession. This is to ask for the needs of others. There's a lot of need in the lives of others, as well as in our own lives. Many people are sick, others have nothing to eat, still others have no clothes or shoes. Above all else we should pray for the need that people have to know Jesus. There must be a time when the needs of others find a

place in our prayers when we're in the presence of God.

Another important element of prayer is thanksgiving. We should walk and talk with God with gratitude in our hearts.

## II. Pray for people in authority (2:2)

The apostle Paul tells us to pray *“for kings and all those in authority, that we may live peaceful and quiet lives in all godliness and holiness.”*

It's important to know that the first Christians were often accused of degrading the government of Rome because they recognized a Lord (Jesus Christ) superior to Caesar. However, they showed that they supported the government by being good citizens and praying for the emperor.

Earlier we said that we should pray with thanksgiving. This means that we should give thanks for all men, including those in authority. God has placed governments in our society to maintain order.

The main reason we should pray for those in authority is so that we may all live quietly and peacefully in all godliness and holiness.

When a ruler does not fear God, the people live hard lives. Many times these rulers close churches so people can't worship God, and not only that, but they often forbid the preaching of the gospel as well.



### III. Why we should pray for all people (2:3-4)

The reason we should pray for all people is so that all people will be saved. This should be the deepest desire of our hearts. This is good and pleasing to God our Savior, who wants all people to come to know the truth.

Praying for those in authority must have an evangelistic purpose. Our true objective is that those in authority will come to be under the authority of Christ, so that they can make wise decisions and the gospel will be preached freely.

### Application

It is possible that in the past your prayer style was focused on you. How about if, from now on, you take into account the instructions on prayer that we learned about today.

Pray for all people, pray for those in authority like your president, your local leaders, your teachers, etc. Pray for your parents who are the authority in your home and for the leaders in your church. Pray for the needs of others, pray for your own needs, pray every day. The Bible says that *“The prayer of a righteous person is powerful and effective.”* (James 5:16b)

### Conclusion

Prayer is a very powerful tool, so you should take it into consideration every day of your life. Today, put into practice the instructions about prayer that you’ve learned:

- Pray for all people
- Pray for those in authority
- There’s a good reason to pray for all people

### Let’s close our eyes to pray

- May our prayers be worship to you, our God.
- We ask that God remind us that it’s important to intercede for others, taking into account their requests.
- We pray bring our petitions and thanksgiving to You.
- We ask that You never let us forget the instructions given by the apostle Paul concerning prayer and that we will put them into practice.



## We Say Good-bye!

In advance, look for egg cartons, or ask the children to bring an egg carton to class. Allow each child to decorate their carton as they wish (help the younger children with theirs. Give each child 8 strips of paper; on one strip have the children write today's verse to remember, on another strip have them write "Prayer Requests For All People and Thanksgivings", the rest of the strips will be used to write down prayer requests, including prayer requests for those in authority and things they're thankful for.

As you finish the activity, have the children place the strips with the requests and thanksgivings in the cups of their egg carton. On one side of the lid of the carton, have the children glue the strip with the memory verse it. On the other side have them glue the strip that says: "Prayer Requests For All People and Thanksgivings".

### Materials:

1. Egg cartons with 6 units
2. Strips of colored paper
3. Scissors
4. Glue or tape



## Lesson 25

# JESUS: A MODEL OF PRAYER

Elba Marina Bernabe Caal  
Guatemala

## The Great Desire

That our children will practice praying as Jesus taught us.

## To Remember

*“At that time Jesus, full of joy through the Holy Spirit, said, “I praise you, Father, Lord of heaven and earth, because you have hidden these things from the wise and learned, and revealed them to little children. Yes, Father, for this is what you were pleased to do.”*

**Luke 10:21**

## Introduction

Present the following activity to you class: choose 6 children (there can be more) to come to the front. Instruct the children to say a prayer to God, each one saying just a short phrase, taking turns. The first one will start and the following children must continue the prayer using their own words.

For example:

Carl: Lord Jesus.

Anna: Thank you

Joel: For this day

Matthew: Thank you

Sara: for being with us.

Julia: In the name of Jesus, Amen.

Give them a round of applause, they did very well!!

## Thoughtful Truth

Prayer is very important for your life and mine. As Christians, it's like a vitamin that gives us strength and helps us in our spiritual life. Just as it's necessary to eat good food, it's necessary to pray and recharge our hearts so we can live day by day close to God through prayer.

Prayer is the way we talk to God with our whole heart. He wants us to talk to Him about everything we think and feel. God wants to meet with us and He's very happy when we take time to talk to Him and to listen to Him. We do this through praying. This is the most important way we can communicate with God.

In the past, parents used to instruct their children on how to pray, before meals and before going to sleep. But today, in most situations, prayer has been forgotten. (Ask the children if they pray at home and how and when they pray). It is important to resume this discipline in our families. Wherever we need to pray, we can pray.

In Matthew 26:36-40, Jesus teaches us about prayer.

### I. Jesus show us the importance of pray

While here on earth, Jesus spent much of his time teaching, through parables, with real items and, above

all, by His example. In today's Bible verses, we see an example of the importance of prayer. (Read the Bible passage with your students; Matthew 26:36- 38.) In this Bible passage, we see Jesus' human nature presented. He felt tiredness, sadness, sorrow, and pain in His soul like we sometimes feel.

Jesus teaches us what to do in these difficult moments. The purpose of Jesus' life was to die on a cross, because He loves mankind. But before this could take place, He suffered; He was betrayed; his disciples promised to follow Him until death, to die with Him, and at the moment of truth, they all left Him. All that made Him feel lonely and sad; but at that precise moment, He want to be with God, His Father, in prayer. After a day of work, Jesus and His disciples left the place where they were, and went to a place called Gethsemane. Jesus left His disciples, taking only Peter, James and John with Him and went a little further on to pray.

Here we highlight three important actions that Jesus teaches us:

1. Jesus felt pain in His soul, he was sorrowful and troubled. (v. 37)
2. He let Himself be accompanied by three of His disciples. (v. 37)
3. He told them how He felt. (v. 38)

These same actions we should take during the difficult moments of our lives. You too go through difficult moments, of course, they are different from the ones we adults face. But at every age, we will face difficult situations.

So, it's okay to feel sadness, pain or sorrow, but we must not stay feeling those things. We must move on by asking for help and letting ourselves be accompanied by the people who love us. We must tell a trusted person what we are going through so that together we can pray to the Heavenly Father, as Jesus did.

## II. Jesus show us humility (v. 39)

Jesus is our greatest example of prayer. He left His three disciples and said to them: *"keep watch with me,"* and then he went a little further ahead. Verse 39, teaches us the following:

Jesus went to pray alone, to a special place where His Father would be with Him. His Father would see and hear Him. He showed reverence and humility towards His Father. The Bible says that He prostrated Himself: that means He fell to the ground, on his knees and bowed with his forehead on the ground, as a sign of humility.

Let's remember that Jesus was very sad and sought God with all His heart. (Ask the children to try to prostrate themselves, and ask them how this action made them feel. Explain that we need to humble ourselves before God in prayer).

Jesus was very sincere and respectful to His Father. He presented His request saying: *"My Father, if it is possible, may this cup be taken from me. Yet not as I will, but as you will."*

It's important that we follow the example of Jesus, everything He taught us we can put into practice. When we pray, let's get away from all the noise and distractions. If you're doing something; leave it for a moment and go to a safe place where God can hear you and can speak to you. We must approach God with respect and confidence; knowing that God wants to listen to us.

The Bible tells us in Jeremiah 29:13 that when we pray, God wants us to pray with all our heart and really talk with Him. With our own words, as children, you can talk to God with short prayers, small phrases, expressing your love, your thankfulness, and your trust in Him.

We can pray in different ways, the position we take will depend on where we are and the circumstances. We can have our eyes opened or closed. We can pray standing, sitting, lying down on our bed, on our knees, or as Jesus did: prostrated.

We can also pray in silence or out loud. According to the moment, depending on whether we are at home or at church. We can also pray at school, in the street, when we're playing, etc. At any time and in any place, we can pray (Luke 18:1). God is everywhere, of that we can be absolutely sure.

### III. Jesus' Disciples (v. 40)

The reaction of Jesus' disciples was to relax and fall asleep. They were very tired and were also sad because their Master was going to leave them.

When Jesus returned to where the disciples were waiting, He found them sleeping and told them to watch and pray. It's the same for us today; it's important for us to be active through prayer. When Christians pray, wonderful things happen.

There are many reasons to pray; we can pray for healing, for a problem to be solved, for ourselves, for other people; our family, neighbors, friends, for a sick person, etc. We must be prepared. Jesus prayed and He is the son of God who prayed to His Father, how much more do we, as humans, need to pray constantly because we need God in our lives.

It's very important that we seek God in prayer, in every moment; not only to present our requests, but to give thanks and give glory and honor to Jesus for all His goodness. Let's not fall asleep, but let's keep watch; let's be constantly prepared and alert to personal needs and to the needs of others.

## Application

In the Bible, Jesus teaches us:

1. That as Christians we need to pray.
2. That we must make prayer a way of life, something we do all the time.
3. That God wants to see and hear from us every moment of our lives.

## Conclusion

If Jesus thought it was important to spend time talking with his Father through prayer, it's important for us to do the same.

That's why we should spend time praying every day, when we are alone and when we come to church; whenever we have the opportunity to. Pray is necessary to be connected with God.

## Let's close our eyes to pray

- Thank you, Lord Jesus, for leaving us the example of prayer.
- We pray that every day we will want to talk with you.
- Help us to be close to you through prayer.



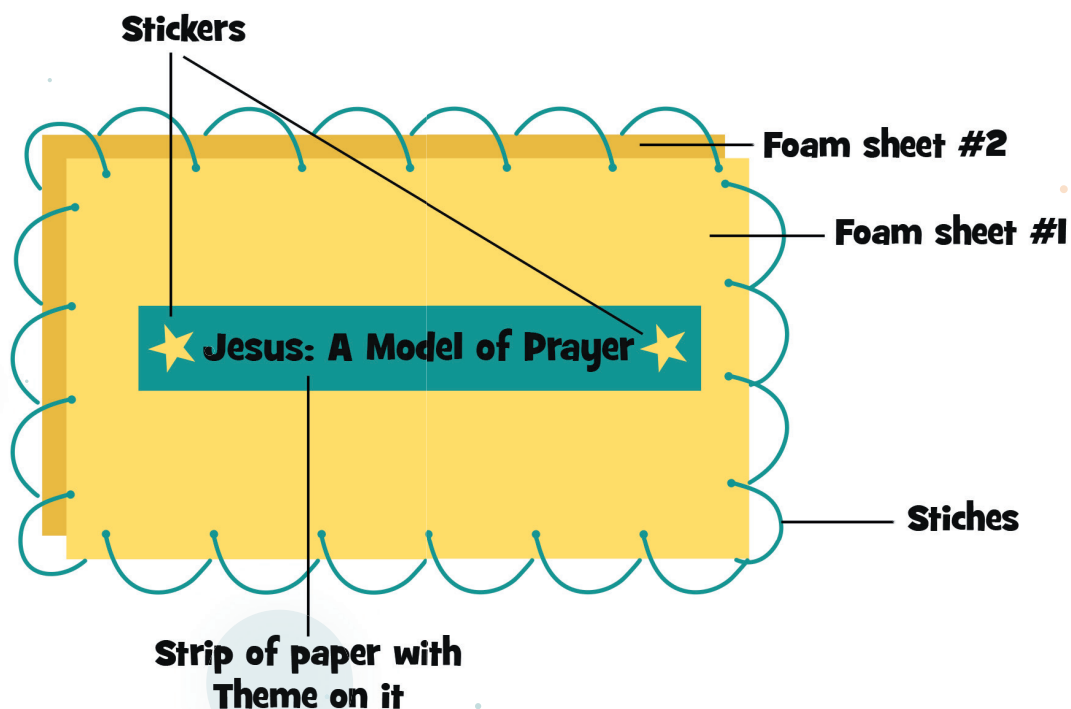
## We Say Good-bye!

Prepare the following materials for each child to make a cushion to use during their personal prayer time.

Materials:

- 2 letter sized sheets of foam (for each child)
- Yarn, needle (for sewing the foam), hole punch (to perforate the foam).
- Cold glue
- Scraps of fabric, can be recycled (to stuff the foam after sewing)
- Strips of paper with “Jesus: A Model of Prayer” printed or written on them.
- Stickers to decorate the strip of paper that has the theme on it.

Instructions: Sew the two sheets of foam together along the edges of three sides. Insert the scraps of fabric through the open side and then sew that side closed. Next, after decorating the strip of paper with stickers, glue the theme on the front. (Example below).





## Lesson 26

# DANIEL: A YOUNG MAN OF PRAYER

Jhoselyn Barrios  
Guatemala

### The Great Desire

That our children learn the importance of a life of prayer.

### To Remember

*“... he got down on his knees and prayed, giving thanks to his God, just as he had done before.”*

*Daniel 6:10b*

## Introduction

Start the lesson by praying with the children, asking God to lead this time you have together. Take a snack, some fruit and cookies with you to class. Tell them that we're going to share this treat together. Delegate two children, preferably the older ones, to help you distribute the food. Ask a helper to pray for the snack you brought to share.

Tell the children that what we've just done is something we do as children of God. Thank and talk to God all day long.

Daniel was a prophet of God. (A prophet was someone who communicated to the people what God wanted to tell them.) He belonged to the tribe of Judah and had been taken to Babylon as a captive. Babylon was a land that didn't recognize or obey God.

## Thoughtful Truth

Daniel was living in land far away from his family. It was a different country, with many different customs from what he knew. King Darius ruled Babylon, and because it was such a big place, he decided to put governors in each province to lead the people.

Daniel, was one of these governors and he was also obedient to God. Daniel worked very hard and the king recognized him as a faithful administrator so he planned to put Daniel over the whole kingdom. The other governors were jealous of Daniel and they wanted to accuse him of doing something wrong but he was so reliable and responsible in his duties that they could not find anything to accuse him of.

In Daniel 6:1-10 we learn that:

### I. Daniel was trustworthy and honest before God.

Daniel purposed in his heart that he would be honest before God and obey His commands. He was faithful to God's laws that demonstrated his faithfulness, love, and devotion to God.

The governors who had been placed in charge of the other provinces were jealous of Daniel, because they saw a noble and just young man, someone in whom King Darius had the utmost confidence. This is something that can

only come from a daily and consistent relationship with God.

Prayer is not just about asking, it's about talking with God. It's being heard by God but also it's taking the time to listen to God. Daniel was wise in the decisions he made because he relied on God as his advisor for every situation. That's the reason why others: the king, governors, people, employees, saw him as an upright, honest man.

### II. Sometimes others want catch us doing bad things (v. 6-9)

The governors who were jealous of Daniel knew that there was no fault in him, that he was an honest young man; a wise and cautious man. So, they designed a plan to bring Daniel down and get rid of him.

Daniel prayed three times a day, bowing down with his face to the ground to worship God.

The other governors realized that the only way to get rid of Daniel was to attack something that had to do with the laws of his God. They agreed to suggest to King Darius that everyone should pray only to him. The king liked that idea so he issued an edict that said that anyone who prayed to anyone or anything other than himself, would be punished by being thrown into the lions' den.

Imagine being devoured by ferocious lions! The plan to see Daniel destroyed was set into place.

### III. Spend time alone with God (v. 10)

Daniel didn't do what the bad governors set into place. Instead, He decided to go to his room, to the place that had become his refuge, the place where he spoke honestly with God.

That is what prayer is all about, being honest, sincere with God, to talk to Him about what makes you happy, what hurts you, your moments of sadness, but also to tell Him you're grateful because He takes care of you.

Daniel didn't stop praying even when his life was in danger. The governors plan was for this edict to be an attack on Daniel. But Daniel's response was to do what he always did; to go to his room, opened the windows that faced Jerusalem and get down on his knees to pray and give thanks to his God, the only true Lord and King.

### Application

In today's lesson we learned about the following important things::

1. Daniel was trustworthy and honest before God.
2. Sometimes others want to catch us doing bad things.
3. We must spend time alone with God.

### Conclusion

Undoubtedly Daniel teaches us a great life lesson. Even when everything seemed to be against him, when others wanted to see him fail, God blessed him and lovingly supported him.

Daniel prayed 3 times a day, not just at meal times. He prayed with his mind and his whole heart to God. Because of the time Daniel spent with God, he lived a honest, trustworthy life and because of that he received wisdom and favor. You can be righteous before God and you can see His goodness in your life. Simply spend time daily with God and learn to live a life honest before Him.

### Let's close our eyes to pray

- We pray, asking God to help us be honest and trustworthy before Him.
- We pray, asking God to support us when we go through difficult situations.
- We pray that we will seek God all the time, with our whole hearts.



## We Say Good-bye!

We are going to make a nice craft.

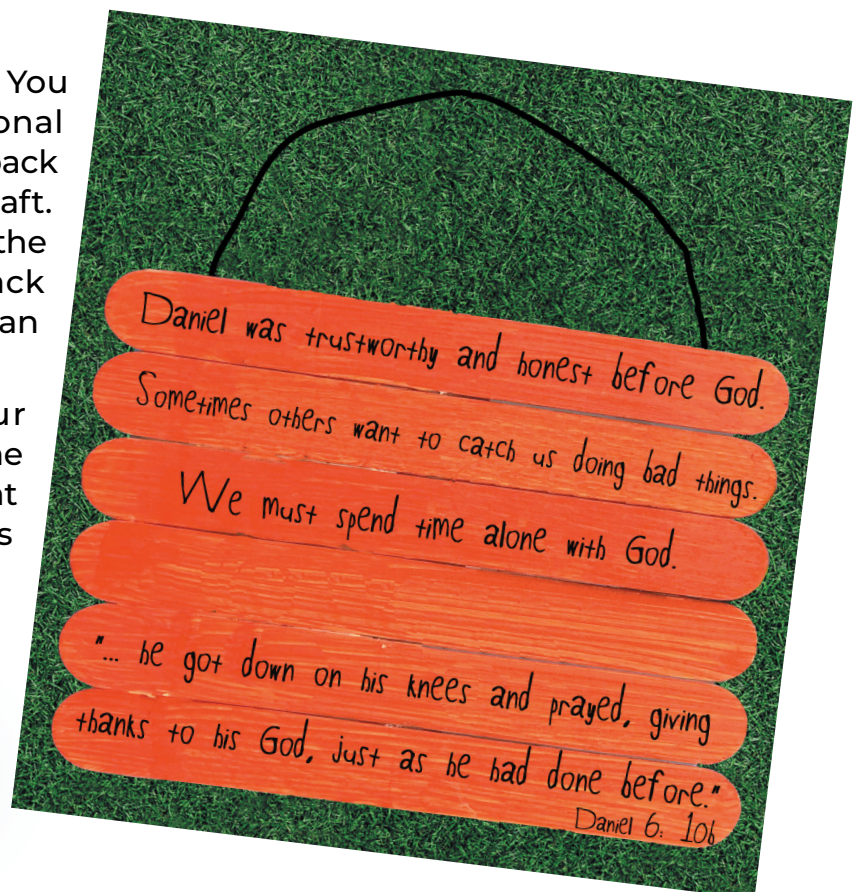
Materials: 4 to 8 popsicle sticks for each child, hot glue, markers, and yarn.

Let the children color the popsicle sticks and then on each stick (It may take more than one stick for some of the sentences to fit) write one of the important points of this lesson and the verse to remember:

- Daniel was trustworthy and honest before God.
- Sometimes others want to catch us doing bad things.
- We must spend time alone with God.
- *"... he got down on his knees and prayed, giving thanks to his God, just as he had done before." Daniel 6:10b*

Glue the 4 sticks together. You may want to use 2 additional sticks and glue them to the back vertically to reinforce your craft. Cut pieces of yarn and glue the ends of the yarn to the back to create a hanger so you can hang your craft on the wall.

Hang the crafts in your classroom or send them home with the children to hang at home as a reminder of today's lesson.



## Lesson 27

# WHAT IT MEANS TO "BEAR FRUIT"

Raquel Barrientos  
Guatemala

## The Great Desire

That our children learn that by remaining in Christ and sharing the gospel we will bear fruit.

## To Remember

*"...If you remain in me and I in you, you will bear much fruit; apart from me you can do nothing."*

*Juan 15:5*

## Introduction

To start the lesson, bring some bunches of grapes and share them with the children. While the children eat them, explain the meaning of a "vine" and how it relates to our theme. It will be important that you bring pictures of a grapevine and identify the parts, such as branches, trunk, leaves, fruit. After you've explained what a vine is and how it's cared for, continue today's lesson with the Thoughtful Truth.

## Thoughtful Truth

In John chapter 15, Jesus teaches His disciples that in order to bear fruit they must abide remain in Him. The fruit refers to the results that we produce as followers of Christ. This is demonstrated through our testimony; how we act, our attitudes, our words, the things we do, the things we say, among others.

Jesus tells us in verse 1 that He is the vine and God, His Father, is the one who takes care of that vine.



Jesus uses this example because the vine is was very common in that part of the world and everyone understood how grape vines were taken care of. Jesus tells us that God looks at every branch of the vine and if one of them isn't bearing fruit, He cuts it off; but the branch that does bear fruit, He prunes so that it will bear more fruit. This happens with us as well. When God sees that we are being obedient to His word and we spend time with Him, He enables us to produce good results as we do His work.

Let's talk about 2 things that will help us understand what we need to bear fruit.

## I. Remain in Him (John 15:4-7)

When we read the book of John, we find many stories that Jesus used to teach his followers during His time on earth. When Jesus taught, He used examples or parables so that the people would completely understand what He was teaching. Therefore, our lesson today will focus on that example Jesus gave to show us how we will be able to bear fruit.

In verse 4, Jesus emphasizes the "how" to bear fruit, and it is very simple, He said: *"Remain in me, as I also remain in you. No branch can bear fruit by itself; it must remain in the vine. Neither can you bear fruit*

*unless you remain in me."* Jesus very clearly teaches that it's important that we are connected to Him, we remain in Him, so that we can bear fruit.

Also, in verse 5, Jesus tells the disciples that if they remain united to Him they will be like the fruitful branch, that is, they will have life and be pleasing to Him. In verse 6, He emphasizes again that a person who does not remain united to Him, will experience the same thing as a branch that does not bear fruit, it will be cut off, it will not be able to do anything and the result will not be pleasant.

But we who are united to Him have good news! We can receive from God whatever we ask for. It means that obeying every commandment of God will keep us close to Him and He will be close to us. What a joy! We will bear fruit pleasing to our Lord!

## II. Love each other (John 15:12-17)

As we mentioned before, as followers of Christ we must obey the commandments God gave us. Jesus goes on to talk about how to bear fruit; the second thing He mentions is in verse 12: *"My command is this: Love each other as I have loved you."*

Jesus loves us so much that He gave His life for us so that we might receive forgiveness and salvation.

Jesus considers us His friends when we are obey His word and remain close to Him. Jesus chose us and He has commanded us to be like the branches that always bears fruit (v.16). When we bear fruit, God will give us whatever we ask in His name. So, let's love one another because if we do, we will be bearing fruit in abundance.

## Application

Now it's your turn, put into practice the things that Jesus taught us to do to bear fruit in this world, in which we are ambassadors and have the great commission to share the gospel. We can do it through our testimony. I challenge you to do the following:

1. Recognize that with God you can do everything according to His will.
2. Love your friends, siblings, parents, companions.
3. Respect and obey your parents and teachers so that you are following God's commands.

## Conclusion

If we bear much fruit, following the commandments of our Lord, we will be pleasing to Him and He will be pleased with each one of us.

We must live as true disciples, who act like Jesus. Let us remember that the basic things we must do to bear fruit or result is to remain close to Jesus and love one another.

As the Father loves Jesus, so Jesus loves us. In verse 9, He tells us to remain in His love. Remember, we are to love God with all our heart, with all our mind and with all our strength. Also, never forget that if we obey all the commandments Jesus taught us, He will love us as His Father loves Him because Jesus obeys the Father in everything.

## Let's close our eyes to pray


- We pray and ask God to help us stay close to Him.
- We pray that our hearts will be like Jesus' and that we may love each another.
- We pray that our lives will bear fruit in abundance.





## We Say Good-bye!

For our activity today you will need a worksheet for each child (see below) and crayons. Give your students lots of time to color the picture. Help them memorize today's "verse to remember" as they color.



## Lesson 28

# REACHING OTHERS FOR JESUS

Elba Marina Bernabe Caal  
Guatemala

## The Great Desire

That our children be motivated to reach out to others, multiplying the work of our Lord Jesus.

## To Remember

“Salvation is found in no one else, for there is no other name under heaven given to mankind by which we must be saved.”

**Acts 4:12**

## Introduction

Start the lesson with the following activity: Choose 4 students to participate. Place 2 students inside a thick rope that is tied together. Have the students on opposite sides of the rope, facing out. Place an object in front of each student and instruct them to get the object without leaving the rope, when you say go. (The object can be a treat, a ball, a book, etc.). It should be difficult for them to reach their object. Now place two more students in the rope, forming a square shape.

Give the same instructions, each student pulls in their corner trying to reach the designated object. The four students are going to struggle to succeed. (In the end no one will succeed because each is pulling on their corner). Now instruct them to help each other reach their designated object. One at a time, the other three will need to support one student, always keeping the square shape, until all of them reach their designated objects. Teamwork.

## Thoughtful Truth

When Jesus was here on earth, He sent others out to preach the gospel, He performed many miracles and He preached the Word of his Father. Even with everything that He did, people still didn't understand His love for humanity. Some people rejected everything Jesus did, they made Him suffer, they accused Him of acting under the devil's influence, they said that He blasphemed against God. What really happened was that the people had rejected the gospel.

In short, the people who rejected Jesus' teachings invented so many lies that they ultimately put Jesus to death on the cross. But Jesus left His disciples to continue His work of sharing the Word of God. But the disciples also experienced the sufferings of their teacher. In today's passage we will see how Jesus prepared His disciples to face the world and its evils and those who were enemies to the gospel.

Let's look at Acts 4:1-31.

### I. Peter and John (v. 1)

These two men were disciples of Jesus, who after Jesus ascended to Heaven, got up, took courage and strength, and continued preaching

the gospel. They decided to dedicate themselves to this beautiful ministry. In previous chapters we read that Peter encouraged his fellow believers who were gathered together. And after the coming of the Holy Spirit, Peter stood up and spoke to those present and about three thousand people accepted his message and the number of believers grew; many followers of Jesus were added.

The believers prayed together and shared what they had, and all the people who lived in Jerusalem were amazed at what the Christians were doing; for they praised God. God had definitely raised up Peter and John to continue spreading the Good News, preaching the gospel.

Another important event was when Peter and John, by the power of Jesus, healed a lame man, and later they announce with power and authority the message of salvation.

We see that Peter accepted Jesus' invitation to do the work of God and he dedicated himself, with all his heart to preaching the Good News.

Acts 4:1 says: *"The priests and the captain of the temple guard and the Sadducees came up to Peter and John while they were speaking to the people."* Here we read that Peter and John spoke to the people and the priests and the captain of the temple guard and the Sadducees approached them and because they didn't like what Peter and John were saying, they threw them in jail.

## II. The annoyed (v. 3 NRSVUE)

When Peter and John were speaking to the people, there were opponents who rose up. They were against the gospel message and they didn't allow the preachers to finish explaining the message of salvation. Let's read Acts 4:1-4. (Read the passage with your students. If possible, use the NRSVUE translation).

The opponents, the enemies of the Gospel are mentioned here:

- A. Priests: were men who were in charge of the temple ceremonies and all religious matters. They were also very involved in political matters.
- B. Capitan of the temple guard: he was a Levite in charge of the security of the temple; the only position with more authority was the High Priest. This means that the Capitan of the temple guard was a very important job.
- C. Sadducees: they had great power in the matters of the temple and are the ones who opposed the message of the resurrection because they did not believe in the resurrection of the dead.

These are the people who didn't believe in the resurrection of Jesus so, they didn't like Peter preaching about it (v. 2), resenting that they were teaching the people about

it. They were uncomfortable and annoyed because they thought that by crucifying Jesus, they were going to put an end to the gospel message.

The disciples had learned well from their teacher and they put what they'd learned into practice. Verse 1 says: they "*were speaking to the people.*" What do you think they were speaking? The Word of God! The opponents of Peter and John didn't let them finish because they were still speaking when they were taken away to prison (v.3). And they were left in jail because it was already late.

But all they said was not in vain; verse 4 tells us that many of those who heard the Word, believed, and there were about five thousand.

Let's read Acts 4:5-12. Now, Peter and John have to defend themselves before the council. Again, the apostles speak with power and leave the Jewish leaders in awe. Because of Peter and John's boldness, those who were there to judge them were unable to leave them in jail. But they did warn them (v. 17). They told them not to preach in the name of Jesus. (Read verses 18-20 aloud.) We must obey God first, not people who don't know Him.

Because we love God, we must share His Word with those who need to hear it; the gospel message. Following Peter and John's example, with courage and the power of God, we can reach many friends, family members, neighbors, for Christ.

Let's encourage each other and strive to share the Word of God with those who don't know Him and we will see the results. It's our time, we are the ones called to this beautiful ministry. Let's ask God for wisdom, confidence and courage to continue sharing the gospel message, just as the first Christians did.

### III. The believers ask for boldness (v. 23-31)

When Peter and John were released, they went to tell their friends and the believers about what had happened to them; about all they'd been through the night before and about their interrogation by the high priest and Jewish leaders. Can you imagine what it was like as the believers listened to what Peter and John had gone through.

And when the believers heard all of this, verses 24 to 30, tells us that they raised their voices in prayer, they did not ask God to protect them from difficulties, but to give them boldness to proclaim the word of God. And you know what; God answered them (read verse 31 aloud). The place where they were meeting was shaken, this was a sign that God heard their prayers and they were filled with the Holy Spirit.

At this point in history, the work of the believers changed; what was previously considered the work of the apostles, is now the work of all believers.

And now, because we are believers, that is our work too. Everyone who has received Jesus into their heart is called, we are privileged, we are the ones who need to continue evangelizing, preaching the gospel message. We are called to reach others for Jesus.

This is what we learn about Jesus' disciples in these passages:

- They were led by the Holy Spirit.
- They had a love for each other.
- They bore witness to the resurrection of Jesus, for they had seen Him after He had risen from the dead.

So let's follow the example of these believers and get to work, let's share the gospel message so that others can hear the message of salvation.



## Application

Today's lesson taught us that:

1. God wants us to be the instruments that carry the gospel message of salvation to others.
2. When we face obstacles as we do the work of evangelism, God is strengthening us to preach His Word.
3. If we ask for His help, Jesus hears our prayer, as we work to reach others for Him.

## Let's close our eyes to pray

- Lord Jesus, we thank you for teaching us to trust in you.
- You've left us stories of your disciples as an example; to preach your Word.
- We pray that you, Jesus, will help us to bring our friends to hear and know the message of Salvation.

## Conclusion

Jesus, Peter and John; they are no longer here on earth, but you and I are, and now we are the believers that God wants to use to spread His Word to reach all those who don't know Him yet. And He instructs us, when he tells us: *"In this world you will have trouble. But take heart! I have overcome the world."* (John 16:33)

So let's strive to continue the ministry of evangelism by sharing the gospel message.



# We Say Good-bye!


Make copies of the worksheet on the following page for each child. They will need pencils to complete the puzzle. The answers are listed below.

**DOWN:**

- 1. Person in charge of the temple and temple matters.
- 2. What the Sadducees did not believe it.
- 3. Name given to Jesus' twelve followers.

**ACROSS:**

- 4. What Jesus said we would have in this world.
- 5. Action taken by believers when they heard Peter and John's story.
- 6. He is the one who guides all believers, those who were present with Peter and John and those today.







# Reaching Other For Jesus


Complete the crossword puzzle.

DOWN:

1. Person in charge of the temple and temple matters.
2. What the Sadducees did not believe it.
3. Name given to Jesus' twelve followers.

ACROSS:

4. What Jesus said we would have in this world.
5. Action taken by believers when they heard Peter and John's story.
6. He is the one who guides all believers, those who were present with Peter and John and those today.



## Lesson 29

# SHARE THE GIFT OF THE GOOD NEWS

Sofía Barrientos  
Guatemala

## The Great Desire

That the hearts of our children will be filled with the desire to share of Jesus and how He can change our lives.

## To Remember

*“Give praise to the Lord,  
proclaim his name; make  
known among the nations  
what he has done.”*

*Psalm 105:1*

## Introduction

Bring each child a gift, it can be a bookmark, a card with a special message, a verse, or a piece of candy.

Hand out the gift as they are entering the classroom and let them know that they may not eat or ruin it.

Once all the children have their gifts and are seated, instruct them to give their gift to the child to their right.

It is important to make sure that all the children have a gift.

Ask the children: “How did it feel to receive a gift?”

The common response will probably be: “It made me feel happy.”

## Thoughtful Truth

When we receive a gift, our first feeling is one of surprise and then we feel happy because we know that the person who gave us the gift thought of us.

Receiving Jesus in our heart is like a gift; in fact, it's the best gift we could ever receive because we are receiving Salvation. God, when He sent His only son to die on the cross, thought of us and that's why this gift is so special.

The best part of this gift is that we can share it with others so that they can have this gift as well.

Philip shared with the Ethiopian the good news about Jesus and he decided to believe that Jesus is the Son of God. As they traveled they came to some water and the Ethiopian asked to be baptized.

Philip fulfilled his mission to share the gift of the Good News.

We, who have already received the gift of salvation, also have the mission to share the Good News. In Matthew 28:19 we read what that mission is for you and me: *"Therefore go and make disciples of all nations, baptizing them in the name of the Father and of the Son and of the Holy Spirit."*

### I. Philip and the Ethiopian

In Acts 8:26-40 we read the story of Philip, a servant of God, who was sent on a mission by God.

One day an angel of the Lord told Philip to go south, along the road that went down from Jerusalem to Gaza.

Philip obeyed God, and as he was traveling along the road, he met an Ethiopian who was reading the book of Isaiah.

Then the Holy Spirit told Philip to approach the chariot that the Ethiopian was in and as he approached he heard the Ethiopian reading from the book of Isaiah. Philip asked him if he understood what he was reading. The Ethiopian said no and asked him to explain it.

### II. How can we share the Good News?

#### 1. Tell others about what we learn

Age is not matter when it comes to sharing the gift of salvation, the Good News. The mission is for every believer throughout our lives.

You, as a child, can share the message of salvation by talking to your friends about what you learn in God's word, not only in Sunday School class but also at home.

This is important, because as God's children we must know what His word says. Reading God's word should be something we do everyday. Let's ask our parents to help us at home to read the Word of God.

In 1 Timothy 4:12 it says, *“Don’t let anyone look down on you because you are young, but set an example for the believers in speech, in conduct, in love, in faith and in purity.”*

## 2. Be Obedient

Another way of sharing the Good News is by being obedient.

It’s not always easy to be obedient, but if we are seeking to be more like Jesus and sharing about Him it will be much easier.

In the Bible we find that God has made us as a light: *“. . . I have made you a light for the Gentiles, that you may bring salvation to the ends of the earth.”* Acts 13:47

We must demonstrate by our actions that Jesus lives in our hearts and that we are different. This will encourage others to want to be like Jesus.

## 3. Trust in God and be happy

God is good to us every day, but there are times when things don’t seem so good. We may have days where there are problems at home; we lose our favorite toy, or we make some mistakes. When those days happen, we should pray and thank God for the good things, because He is still good.

John 14:27 says that God gives us peace, even when we go through difficult situations.

Having a joyful attitude in the midst of difficult situations, believing that God is in control and that He gives us of His peace, is part of what makes us, followers of Jesus, different.

We can share this gift of feeling peace in difficult situations by sharing the gift of the Good News with others.

## Application

Today we learned:

1. The best gift we can ever receive is the gift of Salvation.
2. Salvation is a gift that we can share with others through our actions.
3. We, like Philip, have a mission to share the Good News, to share Jesus.

## Conclusion

God has given us the gift of salvation by giving us His Son Jesus. We must share this gift, it’s a mission that God has given to all of His children.

## Let’s close our eyes to pray

- We pray, thanking God for the gift of Salvation.
- We pray, asking God to help us share the Good News of Salvation to our friends and family.
- We pray, asking God to help us be obedient to His Word and the mission He calls us to.



## We Say Good-bye!

Provide a worksheet for each child, along with crayons and other materials to decorate the worksheet. Explain that they should decorate it, cut it along the dotted lines into four different pictures and then use the pictures to share the Good News of Jesus with their friends.



## Lesson 30

# I'M A TESTIMONY OF CHRIST BY THE WAY I BEHAVE

Charito Xuc  
Guatemala

## The Great Desire

That our children will testify of Christ wherever they go through their good conduct.

## To Remember

***“The believers at Lystra and Iconium spoke well of him.”***

***Acts 16:2***

## Introduction

Introduce today's theme by telling the following story.

- Once upon a time, a man named Paul went to a place called Derbe and then to Lystra, where a disciple named Timothy lived. Timothy's mother was named Eunice and she was a Jewish woman and his father was a Greek.

Timothy was a well-behaved young man, with an impeccable reputation. That's why the believers at Lystra spoke well of Timothy. Paul wanted the young man to go with him, but before

he would take Timothy with him, he performed a Jewish practice called circumcision (explain what this word means to children); because everyone knew that Timothy's father was a Greek. Paul probably had Timothy circumcised so that the Jewish people would be more accepting of him.

Paul and his companions continued on their journey. In all the towns they passed through, they informed the followers of Jesus' of the decisions that had been made in Jerusalem.

Good news! The members of the churches in all these places were trusting in Jesus more and more, and every day more and more people were becoming believers because of their good testimony.

## Thoughtful Truth

In 1 Timothy 4:12, Paul gives Timothy some important advice regarding how he should behave. Let's look at Paul's advice.

### I. *"Don't let anyone look down on you because you are young" (v. 12a)*

Paul's advice to Timothy is: *"Don't let anyone look down on you because you are young,..."* For Paul, it was important that his disciple would be able to walk the Christian life and among Christians, leading a blameless life, a life pleasing to the Lord. This was important because there were a lot of people who were following Paul's example, who were watching what he did, how he spoke, how he treated others, etc.

Each of us is an open book. If we behave however we want to behave around our classmates, our teachers at school, our friends at church, they might say: "They say they're a Christian but they don't act like one". We're representatives of Christ here on earth, so we must always be on our best behavior. We want to be salt and light to the earth.

### II. Set an example (v. 12b)

Paul's second piece of advice to Timothy is that he should set an example in:

- 1. Speech:** We talk all the time, and what we talk about reflects what we are thinking about. In Luke 6:45 it says: *"A good man brings good things out of the good stored up in his heart, and an evil man brings evil things out of the evil stored up in his heart. For the mouth speaks what the heart is full of."* We must be careful of how we express ourselves to others. Many people use ugly words, using bad and ugly expressions. We, God's children, should express ourselves differently and when we do, we identify ourselves by the way we talk.
- 2. Conduct:** Our conduct is how we act. Talking, laughing, crying, eating, all these words are verbs, and verbs express action that is carried out by something or someone. Paul tells Timothy to be sure that his actions are pleasing to God. Some people have bad tempers, some look at bad things on television, some hurt their neighbors, some leave garbage in front of their neighbor's house. We need to be careful about the way we behave.



**3. Love:** How many loving people are here this morning? Paul tells Timothy that he must be an example of love, not only to the people he likes, but also to the people who offend him. He must also show love to those who hate him because his is an honest young man or because he is a believer. He must love everyone.

**4. Faith:** Hebrews 11:1 tells us that faith is to have full assurance of receiving what is expected, it's to be convinced of the reality of things that we do not see. Declaring our faith in God is priceless, our trust in Him must be genuine.

**5. Purity:** This is talking about the purity of our hearts and thoughts. There is no evil or bad thoughts, no off-colored jokes, no offenses to others. We are not prideful, arrogant or snobbish. The Bible says: be holy because I am holy. This tells us that it is possible to stay away from sin.

## Application

Today's lesson helps us to think about our behavior as Christians. It's important that each of us behaves in a way that show others that we are followers of Christ. You and I are washed with the blood of Jesus, and it's important that we take a moment to think about whether or not we are good testimonies of Jesus in the way we behave.

Each of us is called to lift up the name of Christ whenever we talk, think, or act.

How is your relationship with God?

Is your behavior pleasing to the Lord?

## Conclusion

The Lord loves each of us, has saved us and has given us the privilege of being His representatives on this earth.

Let's remember that:

- You must not allow yourself to be underestimated for being a child.
- You must be an example of a believer, in your speech, conduct, love, faith, and purity.

## Let's close our eyes to pray

- We ask the Lord and the Holy Spirit to help us have a good testimony to all people.
- We pray, asking that we can be a good example of Godly behavior and other will imitate that good behavior.
- We pray, asking God, with His mighty power, to help us to set good examples for other believers in our speech, conduct, love, faith, and purity.

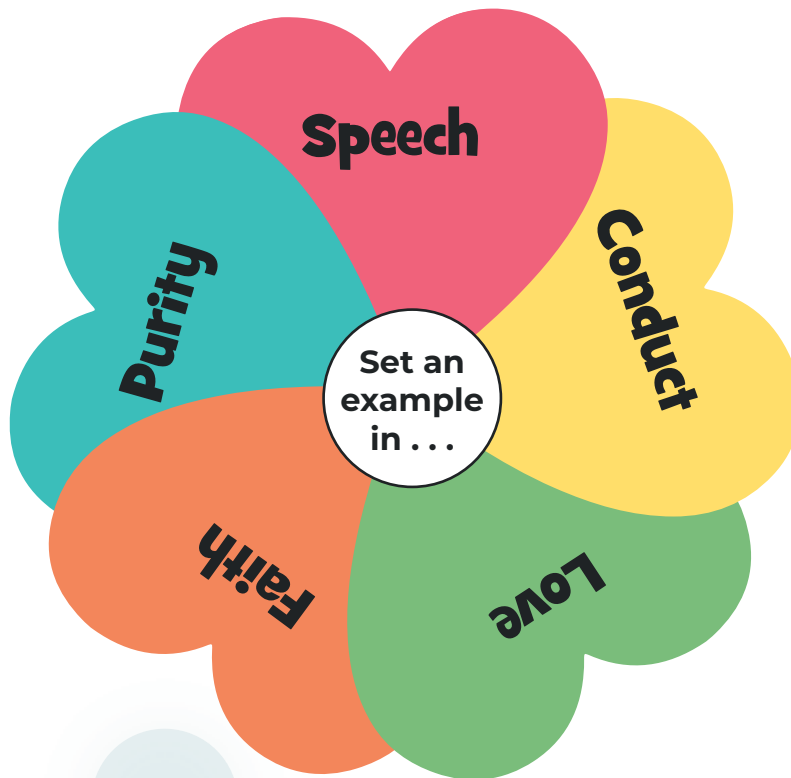


## We Say Good-bye!

Before class, for each child make: 1 circle and in the center write the words “Set an example in . . .”, and 5 different colored hearts with the following words on each heart:

- Speech
- Conduct
- Love
- Faith
- Purity

Now, glue the hearts together at the tips and glue the circle in the center. See the example below.



## Lesson 31

# LET'S GO SHARE THE GOOD NEWS

Jhoselyn Barrios  
Guatemala

## The Great Desire

That our children will share the love of God with their friends.

## To Remember

*"He said to them, "Go into all the world and preach the gospel to all creation."*

**Mark 16:15**

## Introduction

Lovingly welcome your students to today's class. If possible, bring a watermelon cut into portions to class. Today you will share with your students the gospel message using the watermelon.

Black: The seeds represent sin. (Romans 3:23)

Red: The flesh of the fruit represents the love of Jesus and the forgiveness of sins. (John 3:16, Romans 5:21)

White: The white part of the watermelon, represents that we have been

washed and cleansed by the blood of Jesus (Isaiah 1:18).

Green: The rind of the watermelon represents growth. We grow in our relationship with Jesus through pray, reading the Bible, going to church, loving others (1 Corinthians 1:17).

Yellow: The flower of the watermelon, represents heaven and eternal life with our Father (1 John 5:11-13).

Take time to explain each point and help the children understand how much God loves them.

## Thoughtful Truth

Evangelism is: sharing the Good News, or the news of Salvation. When we have good news we run to our parents or our family and friends to tell them. Our good news might be getting a good grade in school, being told we're going on vacation, or finding out that a relative that we love is coming to visit.

I'm sure you can think of a lot of these good news moments. When you get that kind of news, you want to keep telling everyone around you all about your good news.

Today we're going to learn that the best news we can receive is that God loves us. God loves us so much that He sent His only Son to die for each one of us.

In Mark 16:15 we learn that:

### I. We have a great privilege.

Three days after Jesus was crucified (Mark 15:21-37), He was resurrected (Mark 16:5-13). Some women, Mary Magdalene, Mary the mother of James and Salome went to Jesus' tomb after the Sabbath had ended. The Sabbath was a day of rest, dedicated to God, in which no work was to be done including making food. Everything

had to be prepared the day before so that all their time could be dedicated to God.

The women received the great news that Jesus had risen from the dead, but they were afraid.

Mary Magdalene shared this wonderful news. Her Master, her friend had risen from the dead. Of course, it was great news! Like Mary Magdalene, you can be that person who announces that Jesus lives, loves, forgives, heals.

### II. Let's share God's love with others.

Jesus appeared to His disciples when they were gathered together and asked them why they had not believed when the women had told them what they had seen and heard. Sometimes we think that no one will pay attention to us, but that's not true, God is always listening and He provides His love and the Holy Spirit to help us.

Then Jesus gave them a great task. He told them to go and share His love with others. Just like you heard the gospel message of love with a watermelon as an example, you can share the gospel message with your friends, family, and neighbors. You can tell them that God loves them and that He wants to be their friend and Father.

### III. Good News

Praying for the Kingdom of God to come on earth, is understanding that in Heaven there is no pain, sickness, hunger, rejection, violence, fear. Sharing the Good News is telling people that God is interested in them and what each and every one of them feels.

Have you ever felt sadness, are you worried about something?

Your friends can feel that way too.

Do you that there are many children who don't have loving homes? You can share that there is a loving God who cares about them. Share the Good News with your friends and family. Pray for your friends, listen to them, care about them and pray with and for them.

### Application

Today we learned about the following:

1. We have a great privilege.
2. Let's share God's love with others.
3. Good News.

### Conclusion

God has created us for a purpose; the first is for us to have a close relationship with Him. Then we are to love others and tell them that God loves them. If you have already received Jesus as your Lord and Savior, your mission now is to share the Good News with others, tell them what He has done in your life.

### Let's close our eyes to pray

- We pray and ask God to fill us with His love and that we will understand the great privilege we have of sharing His love with others.
- We pray that our lives will reflect the love of God when we go through times of difficulty.



## We Say Good-bye!

Print out a bookmark for each child, or make bookmarks with your class.

Use heavier paper for the background and cut it into bookmark sized pieces before class. You can draw the different shapes or let the children draw them. Cut them out. Then glue them on the background paper following the example.



## Lesson 32

# GOD GAVE ME TALENTS

Débora Yac  
Guatemala

## The Great Desire

That our children understand that God is generous and has given us talents so that we can use them for His glory. Talents can be developed if we manage them well, then they can bear fruit and produce positive results.

## To Remember

***“His master replied, ‘Well done, good and faithful servant! You have been faithful with a few things; I will put you in charge of many things. Come and share your master’s happiness!’”***

**Mateo 25:23**

## Introduction

Prepare a box to look like a lined treasure chest and add some objects that look like treasure to it. Make sure that all the children see it as they enter the classroom.

Begin class by asking the children to circle around you and ask them what they would do if they found a treasure or if someone gave a treasure. Would they hide it? Would they tell their mom or dad? Or would they tell anyone? Or would you tell everyone?

## Thoughtful Truth

If we look at a dictionary definition of what a talent is, we find that it is: “the ability to perform a certain activity or task with skill and efficiency”.(You might say: “I’ve noticed that Mr. \_\_\_\_\_ is very good at \_\_\_\_\_.”) What talents have you seen in other people? (Let the children respond.)

In the Bible we read about people who received talents from God and how they used their talents for God’s glory and achieved incredible goals.



When God gives us a talent, He expects us to use it in the best possible way. We must understand that not all of us are good at everything. Some of us have talents in music, in sports, in art, in mathematics, in speaking another language, in public speaking, and there are many more.

### **I. We all have different talents and abilities.**

Let's read Matthew 25:14-28 together. In this passage we read that the Kingdom of Heaven will be like the example of a man who entrusted his servants to manage his wealth. He gave to them responsibilities according to their ability and then he went on a journey.

To one he gave five bags of gold, to another two bags of gold, and to another one bag of gold.

After some time, the master returned and settled accounts with his servants. The one who had received 5 bags came with another 5 bags; the one with two bags earned another two bags. Their master congratulated them for having been faithful with the little he had given them and told them that he would put them in charge of much more. The servant who received one bag of gold and buried it for safe keeping presented his bag to the master, the master called him a wicked and lazy servant for not having multiplied what had

been given to him. He took the bag of gold from him and gave it to the servant who had 10 bags.

As sons and daughters of God we must remember that God has given each of us talents and He expects us to use them and not waste them. God wants us to use our talents to show others how great He is and, over time, He will give us more.

### **II. We must use our talents**

Sometimes we don't think we have any talents and it seems like others have been blessed with more abilities than us. Sometimes we don't use our talents because we're afraid of what people will say about us.

We all have talents, so we must evaluate ourselves and discover what our talents and abilities are. When we find things that are difficult for us to do, we must ask for help from our family, friends, teachers, but above all from God to guide us to discover or to make the most of our talents.

We must be patient while discovering and developing our talents, it takes time. We need to be willing to work to become better at our talent, have faith in God, and put into practice what we know and then share it with others.

### III. The Lord is pleased when we use our talents for His glory.

Let's remember that God gave each of us a different ability, gift or talent to use in our daily life and at times when we face a need or problem.

Each of us is accountable to God, just like in the Bible story the servants were accountable to the master, and one day we will be evaluated on how well we've managed our talents, whether we've used them correctly or incorrectly (Matthew 16:27).

The Lord is pleased when we use our talents wisely and even more when we use them to bless other people. We can use our talents in church, at home, with friends, with family, in our community where we live and we can be an example to others.

If we use our talents well, it will be wonderful to one day hear God say: *"Well done, good and faithful servant! You have been faithful with a few things; I will put you in charge of many things. Come and share your master's happiness!"*

### Application

Today we learned that we should use the talents given to us by God for His glory, keeping in mind that not all of us have the same talents.

If we don't know what our talent is, we must trust God to reveal it to us.

If we already know what our talent is, we should ask God to help us perfect it and then use it in our daily life. If we're good singers, we can sing to God; if we're good at drawing, we can illustrate Bible stories; if we know how to cook, we can make food for those who are sick; if we are good at cleaning, we can help clean the church; if we're good at organizing things, we can help keep an organized pleasant environment at home or at church. Whatever we do we should do out of love, like the Bible says.

### Conclusion

Jesus taught us in the parable of the talents that each of us, according to our abilities, should strive to use them wisely.

When we pray we can ask God to take control of our lives and that we will help us know how to use the talents He's given us.

Remember, God loves us and wants us to encourage others to use their talents for His glory.

### Let's close our eyes to pray

- Thank you, God for the talents You've given us.
- Help us to follow the example of people in the Bible who used their talents to glorify You.
- Please help our friends who don't know what their talents are to discover them and use them for Your glory.



# We Say Good-bye!

Provide the following worksheet for each child. Let them circle the activities they like to do. At the bottom, help them write down how they can use those activities to serve God and others.

## GOD GAVE ME TALENTS

Name: \_\_\_\_\_

Date: \_\_\_\_\_

Circle the activities that you like to do.



How can you use your talents so serve God and others?

---

---

## Lesson 33

# DORCAS SERVES HER NEIGHBORS

Débora Yac  
Guatemala

## The Great Desire

That our children understand that goodness and faithfulness are characteristics of the fruit of the Holy Spirit.

## To Remember

***“Peter sent them all out of the room; then he got down on his knees and prayed. Turning toward the dead woman, he said, ‘Tabitha, get up.’ She opened her eyes, and seeing Peter she sat up”.***

**Acts 9:40**

## Introduction

Prepare name tags for each child that include a picture that relates to the Bible story and make sure everyone has one before starting the class.

(You can print and color the example found at the end of this lesson).

Start the class by asking the children to look at their name tags and give their ideas of what the Bible story might be about. Give time for several children to give their ideas.

## Thoughtful Truth

Let's start by talking about loving others. (Ask the children if they know a definition of neighborly love. Let 2 or three answer and then continue with your class.)

If we look for a definition of neighborly love, we'll find that it includes: caring for, respecting, sharing, supporting, protecting another's life, acting honestly, listening, and much more.

God commands that we love our neighbor, so we might need to evaluate our attitude towards others.

The Bible tells us that the most important of God's commands is to love God with all we are. The second most important command is to love our neighbor as ourselves (Mark 12:30-31).

## I. Dorcas helped people

Let's read Acts 9:36 together. We see here an act of neighborly love, through doing good deeds and helping people who had no money.

Tabitha was a disciple who lived in Joppa, her name in Greek was Dorcas. She was a seamstress who made clothes for people in need which made her neighbors like her.

Dorcas did what she did out of love for her neighbor, because she was kind, and because she loved God. She did it all to please God.

One day something terrible happened to Dorcas, she got sick and died. Her body was washed and put in an upstairs room. Two disciples of Joppa were sent to the near by town of Lydda to get Peter, because they had heard that he was there and had healed the sick. When Peter arrived he went to the room upstairs, got down on his knees, and prayed. God used Peter to perform a miracle of resurrection (Acts 9:40).

## II. Dorcas teaches us to love our neighbor

We can learn many things from Dorcas' life. We saw how she made clothes for the widows and helped people who had no money, using the talent that God gave her to serve those in need.

Sometimes we mess up and we're indifferent to the needs of others. This does not please God. Perhaps it's easier to see our "own" needs. However, it's important that we, like Dorcas, think about and help our friends, our neighbors, and our relatives whether they're close or distant.

Dorcas teaches us to love our neighbors. Acts 9:36 says: *"In Joppa there was a disciple named Tabitha (in Greek her name is Dorcas); she was always doing good and helping the poor."* Her actions show us a heart transformed and thankful to God.

## III. What are you known for?

Let's remember that when Dorcas died she was remembered for her good deeds. Many people wore tunics and dresses that Dorcas made and gave to them.

Every day we should try to be like Dorcas, showing God's love to others through our actions, by loving God and by loving our neighbor.

Perhaps you've heard about the needs of people around you like: illness, lack of work, lack of food, lack of clothing, and, as children of God, our task is to help in whatever way we can.

Just as God gave Dorcas the talent to use her hands and a needle to make beautiful clothes for the needy, God has also given us gifts and talents and He expects us to use them to serve Him and others.

How wonderful it is to use our talents to serve the Lord and the people around us!

## Application

Today we learned that, just as Dorcas helped people in need, we must also help those around us.

It's not necessary to spend a lot of money to help others, but we can help with the resources we have, we can help by giving financially, by supporting them emotionally and we can even help spiritually by praying for them.

## Conclusion

Dorcas showed love to her neighbors; widows, poor people, and friends. We learned from Dorcas that it's important to use the talents and gifts

God has given us to help the people around us.

Loving our neighbor is a command given to us by Jesus and it's important to apply it to our lives.

Remember, we must love God with all our heart, with all our soul, with all our mind and with all our strength, and we must love our neighbor as ourselves (Mark 12: 30-31).

## Let's close our eyes to pray

- We pray, thanking God for Dorcas' example of service to the people around her.
- We pray, asking that each of us may follow Dorcas' example and help those in need.
- We pray, asking God to give us kind and sensitive hearts to see the need of others.
- We pray, asking God to fill us with love to share with others.

## We Say Good-Bye

Provide worksheets for each child. You will also need scissors and glue.

Have the children color the picture. Then, cut out Dorcas and glue her on top of the bed as indicated (so that she moves back and forth, symbolizing the moment when she was dead and then resurrected).

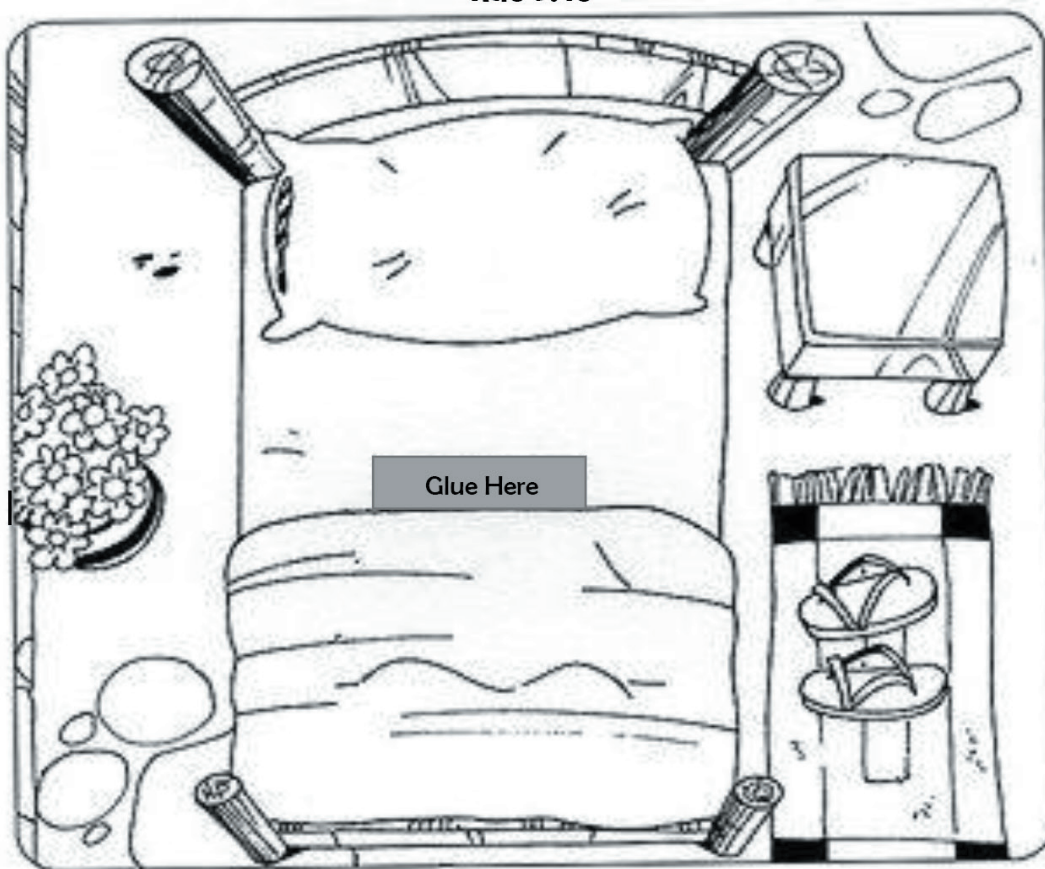




# DORCAS SERVES HER NEIGHBORS









**“Peter sent them all out of the room; then he got down on his knees and prayed. Turning toward the dead woman, he said, ‘Tabitha, get up.’ She opened her eyes, and seeing Peter she sat up.”**

**Acts 9:40**



## DORCAS





## Lesson 34

# JOSEPH THE ADMINISTRATOR

Débora Yac  
Guatemala

## The Great Desire

That our children will understand that in all things God works for the good of those who love him. Faithfulness to God and loving our neighbors pleases Him.

## To Remember

***“From the time he put him in charge of his household and of all that he owned, the Lord blessed the household of the Egyptian because of Joseph. The blessing of the Lord was on everything Potiphar had, both in the house and in the field”.***

***Genesis 39:5***

## Introduction

Draw or print a crown to be placed on the head of one of the children. Play “Joseph Says” (like “Simon Says”, but focusing on the Bible story). Give one child the crown and the rest of the children must do what the child with the crown says, like: raising their hands, closing their eyes, standing on one foot, turning around, hop on one foot, etc.

Start class by asking the children if they have ever been in charge of something at home, at school, with their siblings; did they manage it well, or did they know how to manage it?

## Thoughtful Truth

Let’s start by talking about administration. Ask the children if they know what administration means. (Let several children respond.)

If we look up in a dictionary the definition for administration, we find that administration is the process of planning, organizing, directing and controlling human resources.

In the Bible we read about the life of Joseph who was sold by his brothers.

He was taken to Egypt as a slave, but because he was faithful and loyal to God, he was rewarded by being made governor of Egypt. He found favor in God's eyes who gave him wisdom to reveal the meaning of Pharaoh's dreams, allowing him to earn Pharaoh's trust and making him the administrator of Egypt during the seven years of plenty and the seven years of famine.

## I. Are we managing what we have correctly?

Let's read together Genesis 41:46-49 together. In this passage we see that Joseph is being a good manager in the position he was given. In addition to properly managing the resources of the land and collecting it during the time of plenty, Joseph was able to help the inhabitants of Egypt as well as people who came from other countries. He was able to sell them food so that they wouldn't starve to death.

Pharaoh trusted Joseph and put him in charge of the whole land of Egypt. Pharaoh had Joseph clothed in fine clothes and put a gold chain around his neck. Joseph was invited ride with Pharaoh in his personal chariot and Pharaoh changed Joseph's name to Zaphenath-Paneah. Even though Joseph was given such a high position in Egypt, was respected by Pharaoh and worked for him, Joseph didn't take advantage of his position, but

sought to help others. Joseph didn't forget God, he remained faithful to Him.

God gave Joseph wisdom and discernment to be able to decipher Pharaoh's dreams. Joseph knew how to manage the gift that God had given him to tell Pharaoh the meaning of his dream and in doing so, Pharaoh realized that God was with Joseph. In Genesis 41:51-52 we notice that Joseph because of his faith, he gave his sons names that honored God for healing of his emotional pain and for making him prosperous.

## II. Benefits of good administration

From Joseph's life we learn many things: how he stayed faithful, how he sought to please God in all he did, etc.

Because of his good relationship with God, Joseph was able to be a good administrator and was described by Pharaoh as being discerning and wise (Genesis 41:39).

Perhaps it's easier to want to benefits for ourselves or for our families, but it's important that we follow Joseph's example and use our wisdom to help others, and never forgot to give God the credit (Genesis 41:57).

### III. A good administrator is faithful, obedient, and triumphant

Let's remember that we must obey God because His plans are perfect, even if we don't understand the reason for every situation we face. It's important to trust in God and let Him guide our steps to fulfill the purpose for which He created us.

Joseph knew how to manage his God-given wisdom and abilities and was able to achieve great goals and be successful. In the same way God can use us to fulfill His purposes if we are faithful and obedient.

It's wonderful to know that God can use us to fulfill His plans!

### Application

Today we learned that, just as Joseph managed Egypt's resources to help the people around him, we must manage what we have to help others.

Managing or administrating isn't necessarily having a lot of money, a lot of resources or a lot people to help us. Administration can start by managing our time with God, managing our money to help at home, managing the care of our toys or clothes that we have and sharing what we can with those in need.

### Conclusion

Joseph was faithful to God and God was with him and guided him in the process to properly manage the tasks he was given in Egypt.

We should learn from Joseph and ask God to help us to know how to manage what we have.

God is always watching over us, that's why it's important that we leave our lives in His hands, "the best administrator".

Remember that God loves you and that's why He wants you to continue to manage what He gives you in a way that will please Him.

### Let's close our eyes to pray

- Thank you Lord, for giving us examples of people who know how to manage what You've given them.
- We pray, asking that each of us will follow the example of Joseph who let himself be guided by God no matter the situation.
- We pray, asking for discernment and that we will act wisely.
- We pray, asking that You will help us be able to recognize that the gifts that You've given us are useful now.





## We Say Good-bye!

Provide a worksheet for each child. Talk about today's lesson with the children while they to color the worksheet and help them memorize the Bible verse.

# JOSEPH THE ADMINISTRATOR

## PHARAOH'S DREAM

SEVEN YEARS OF GREAT ABUNDANCE ARE COMING THROUGHOUT THE LAND OF EGYPT, BUT SEVEN YEARS OF FAMINE WILL FOLLOW THEM. THEN ALL THE ABUNDANCE IN EGYPT WILL BE FORGOTTEN, AND THE FAMINE WILL RAVAGE THE LAND. THE ABUNDANCE IN THE LAND WILL NOT BE REMEMBERED, BECAUSE THE FAMINE THAT FOLLOWS IT WILL BE SO SEVERE.

GENESIS 41:29-31



## Lesson 35

# THE GIFT OF HEALING

Débora Yac  
Guatemala

## The Great Desire

That our children understand that nothing is impossible for God if we believe in Him. God used Peter and John to heal a man crippled from birth and instantly the man was healed.

## To Remember

***“Taking him by the right hand, he helped him up, and instantly the man’s feet and ankles became strong. 8 He jumped to his feet and began to walk. Then he went with them into the temple courts, walking and jumping, and praising God.”***

**Acts 3:7-8**

## Introduction

Print out a picture relating to the Bible story that the children can make into a puzzle. (There is an example at the end of this lesson: “Peter Heals A Lame Beggar”.)

Allow the children to color the worksheet as they wish. Ask them to exchange their picture with a friend and have the friend cut the picture into puzzle pieces. Then return the pieces to the owner and have them put the puzzle together to recreate the picture.

Begin the class by asking the children to place their finished puzzles in a visible place and then ask if any of them have heard this Bible story.

## Thoughtful Truth

Let’s start by talking about the gift of healing. Ask the children if they know a definition of healing. (Allow 2 or 3 child to respond). The dictionary defines healing as “the act or process of regaining health”.

In the Bible we find many true stories of people who were healed by God regardless of their illness. When we speak of the gift of healing we are talking about the well being of a person, physical, mental or psychological health after being sick. In Acts 3:1-10 we find a story about a crippled man who was healed by the grace and mercy of God.

## I. Help is not always material

Let's read together Acts 3:2-6. In this passage we read that Peter and John approached the lame man who was sitting at the gate to the temple and they did not give him material help (money), but healed him in the name of Jesus Christ of Nazareth and a miracle happened!

When the man saw Peter and John approaching, he expected to receive something, but he never imagined that he would receive divine healing.

Verse 7 says: *"instantly the man's feet and ankles became strong."* He jumped to his feet and began to walk. He went with Peter and John into the temple courts, walking and jumping and praising God.

## II. God can use us for "the gift of healing"

In this story we learn from the apostle Peter how he used God's gift to bring healing to the life of a lame man through faith and authority from God.

We can imagine the contempt that people with physical handicaps or illnesses lived through in Jesus' time. The Jewish people thought when a person was ill or disabled it was the result of personal sin or the sin of their parents. They ill and disabled used to sit near the gates of the Temple because they believed that people were more generous to them their.

As children of God we must show generosity to our neighbors and help others with the gifts we've been given. We must not ignore the needs of others, we need to show compassion and help them find a solution.

Peter teaches us to give, he gave what he had to the lame man. Acts 3:6 *"Silver or gold I do not have, but what I do have I give you. In the name of Jesus Christ of Nazareth, walk."* This was impressive because the physical need or problem was solved as a result of God's merciful grace.



### III. What are of your life needs to be healed by the gift of God?

Let's remember that we all need miracles in our lives for healing.

It may not be a physical need like the lame man in the story, it may be a need for a job, for a family member, to find peace or inner quietness. No matter what it is we can ask God to heal us because nothing is impossible for Him.

God listens to our prayers and pays attention to what we ask or tell Him, because He loves us and always listens to us.

How wonderful it is to know that nothing is impossible for God!

### Application

Today we learned that, just as Peter asked for healing in the name of Jesus Christ for that man who was lame from birth, we can have that same faith in our own lives to find healing.

The disciples understood what Jesus had told them when He was with them, when he said: *"And I will do whatever you ask in my name, so that the Father may be glorified in the Son. You may ask me for anything in my name, and I will do it."* (John 14:13-14)

We must have faith and pray, asking God to work in our lives so that each day our faith will increase.

### Conclusion

Peter demonstrated the gift of healing by healing a lame beggar. We must learn to have faith and let God work in our lives.

We should not expect someone to give us material things, we can receive something much better, something spiritual from God, through His grace and mercy at all times.

Remember that we can help other people without needing to have silver and gold or money, but we can help by giving what we have and being used for His honor and glory.

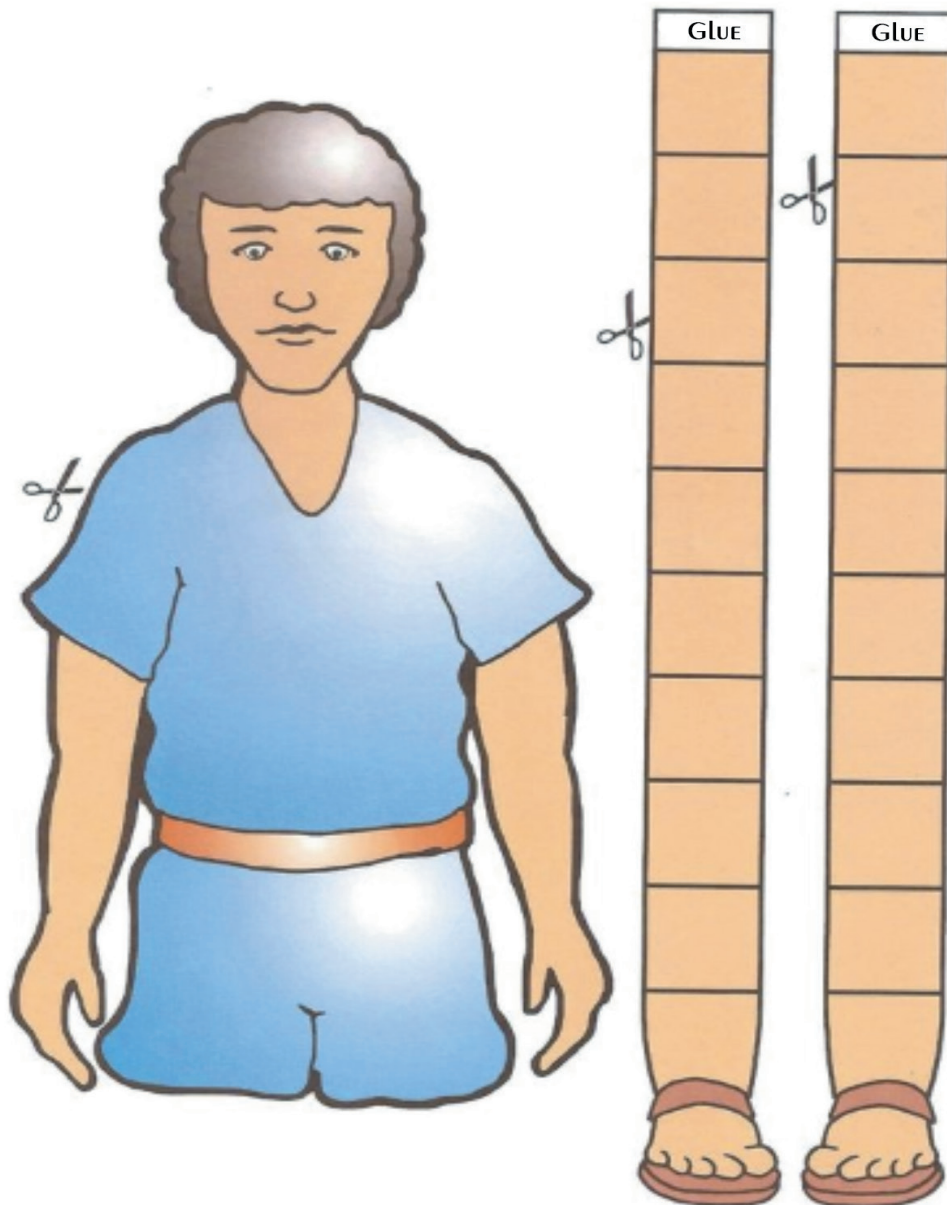
### Let's close our eyes to pray

- We pray, thanking God for how He can use us to help others.
- We pray that each of us will have faith like Peter had in performing the miracle for the lame man.
- We pray for our friends who need to be healed. Please heal them in the way they individually need it.
- We pray, asking God to heal us the areas that we need healing.



## We Say Good-bye!

Provide the following worksheet for each child. Cut out the images as shown (man and legs), glue the legs to the body at points labeled and fold the legs like an accordion, symbolizing that the lame man couldn't walk and then unfold the legs to show that he was miraculously healed in Jesus' name.



Use this image for the puzzle activity at the beginning of class.

## PETER HEALS A LAME BEGGAR



## Lesson 36

# THE PURPOSE OF JESUS' LIFE

Ruth Calderón  
Guatemala

## The Great Desire

That our children learn that the purpose of Jesus' life was to preach, heal, and set free.

## To Remember

*“ . . .to proclaim the year of the Lord's favor.”*

*Luke 4: 19*

## Introduction

During the week, memorize the following story “The Good News”.

- Prepare to bring items that will help tell the story (i.e. a flag that says: “Good News”; figurines or pictures of angels, shepherds, sheep, a crib, etc.). Start the lesson by telling the story.

Hi Kids! Do you want to know what the phrase “Good News” means? It means Good News!!

Do you remember the story we find in Luke 2:1-15? (Tell the story of Jesus' birth and the angel's visiting the shepherds.)

In the story we heard about when the angels announced to the shepherds in the fields the Good News that would cause great joy. The angels were delivering Good News! That Good News was talking about the birth of Jesus, the son of God, Immanuel, and with Jesus' birth came a message of hope and salvation.

Salvation! From what? The Bible teaches us that God created everything that exists including mankind.

But mankind disobeyed God and so evil enter the heart of man. That wickedness is why we disobey God.

For example, God commands us in His word not to lie, but we lie. He tells us to obey our parents, but we are disobedient. He tells us not to be selfish, but we are. And all these things happen because there is sin in our hearts. (Romans 3:23)

God loves us and doesn't want us to sin. He doesn't want us to be slaves to evil, but to be free, to be holy.

The solution, for our heart to be free from sin, is Jesus, and this is what we're going to talk about today. Our lesson is: The purpose of Jesus' life.

## Thoughtful Truth

Wasn't the a beautiful story! I love hearing the story of Jesus' birth and how it was and is Good News!

### I. Jesus came to preach the Good News

As we saw earlier, Jesus came to give Good News to mankind, that Good News is that God loves us and wants to live in our hearts.

That's why the angel's message was Emmanuel which means: God with us. This encouraging news tells us that it's important to have God's presence in our lives, because it gives us joy,

peace, love. This work of God is called GRACE. Grace means (gift).

Guess who the gift is!!!! Ephesians 2:8. Yes, Jesus Christ.

One of Jesus' purposes is to be the perfect gift to mankind. As human beings we cannot stop doing evil, because our nature prevents us from being good and obeying God. But, God's plan for Jesus' life, was that He would be born bringing a solution to us. That's why in Jesus' ministry He focused on fulfilling all of God the Father's purpose for his life.

Why was necessary for Jesus to be crucified? It was necessary for Jesus to die on the cross and shed His blood as a sacrifice, because with His sacrifice our hearts could be cleansed of the evil that is in them.

### II. Jesus came to heal us physically and spiritually

Another purpose of Jesus' life, is to bring us healing. During the three years that Jesus carried out His ministry here on earth, He healed lepers, paralytics, the blind, and many others who were sick, both physically and spiritually.

Spiritually? Yes, on several occasions, before Jesus healed someone, He would tell them "your sins are forgiven". He did this not only so that they would recognize His authority and that He is God the Son.

But Jesus also wanted to heal them spiritually of all their wounds. In Luke 4:18 NKJV, He clearly says, *“He has sent Me to heal the brokenhearted.”*

### III. Jesus came to give us freedom

In Luke 4:18 we are clearly told that Jesus also came to give us freedom. In Jesus' time there were people who were tormented by evil thoughts, those thoughts had them imprisoned in their minds and hearts. They wanted to do the right thing but they couldn't. Then, Jesus brought the Good News of salvation, healing many sick people. He also freed many who were demon-possessed. (Matthew 4:24)

Today there are also many people who need the love of Jesus Christ and the power of the Holy Spirit to be free. They are suffering from pain, fear, rejection, loneliness, sadness, resentment in their hearts because of bad experiences they have had with other people who have treated them badly. Jesus Christ wants to set us free. We only need to ask Him in faith and He will do it.

### Application

Today we learned that:

1. The purpose of Jesus' life is to preach the Good News.
2. The purpose of Jesus' life is to heal us physically and spiritually.

3. The purpose of Jesus' life is to give us freedom.

### Conclusion

According to our scripture passage, Luke 4:18-19, the reason Jesus Christ came into this world was to proclaim the Good News, the love of God. He came to give us salvation from the sin that lives in our hearts, to give us physical and spiritual healing, and to free our hearts from the evil that lives, and has lived, in mankind for a long time now.

Jesus' purpose is to show us the way to salvation and restoration in our lives.

### Let's close our eyes to pray

- We pray that every day Jesus Christ will dwell in our hearts and we will share God's love with others.
- We pray that every day we will be healed of our wounds.
- We pray that every day we and our loved ones will be freed from all our fears, sadness, pain, loneliness, etc.





## We Say Good-bye!

Provide as many coloring worksheets as you need for each child, use your creativity. The attached worksheet is an example.

**The Spirit of the Lord is on me, because he has anointed me to proclaim good news to the poor. He has sent me to proclaim freedom for the prisoners and recovery of sight for the blind, to set the oppressed free, to proclaim the year of the Lord's favor.**

**Luke 4:18-19**



## Lesson 37

# JESUS' AGENDA

Ruth Calderón  
Guatemala

## The Great Desire

That our children learn that Jesus' agenda during His ministry was to show love.

## To Remember

*"Jesus went throughout Galilee,..."*

**Matthew 4:23**

## Introduction

During the week, memorize the story "Dad's Diary" and prepare to bring items to help you tell the story (a diary, etc.). Start class by telling the story.

### Dad's Diary

Sergio was a 12-year-old boy who loved to help his dad; he watched how his dad would make sure not to miss the meetings or appointments that he would write down in a book called an "Agenda". Sergio's father was an important government official.

He was very busy with different meetings every day, at different times, so it was necessary for him to carry around his agenda, to write down his meetings and make he was at all his commitments.

On one occasion Sergio was helping his father pack his suitcase for a trip he was taking for work. While packing, Sergio's father accidentally dropped his agenda without knowing it and left on his trip.

A little while later Sergio found his father's agenda next to the bed. Can you imagine Sergio's face when he saw it!

He ran quickly to the door to return the agenda to his dad, but it was too late, his father had already left. During the week Sergio, his dad and mom, agreed that they would communicate regularly each day to help his dad and let him know what meetings he had on his agenda.

It was exciting for Sergio to help his dad with this task, because his dad would be relying on him. Sergio studied and read everything his dad had to do during the week, and saw how busy he was. "Hmm", he said, "My dad doesn't have much time to spend with me, or my mom, he pays more attention to other people than to us! I know what I'm going to do! The weekends that I am with him I will make the most of them."

## Thoughtful Truth

Sergio's story reminds me of Jesus' life. Jesus had a very busy schedule. Let's see what His ministry was like.

Matthew tells us about Jesus' ministry in Galilee. This was the time of His fame that lasted about 16 months. What did His ministry consist of? It consisted of two things: preaching and healing. Let's take a closer look.

## I. Teaching and preaching

In verse 23 we have Matthew's description of Jesus' ministry. He came to teach and to preach (proclaim).

Why? Because sin has affected all of our being: our will, our emotions and our minds. The work of atonement that Christ came to do is through the transformation of our whole being.

Now Jesus came to teach. To teach what? He came to tell us about the Father. He came to teach about the kingdom of heaven. To tell us about the will of God. To tell us about the plan of salvation. And to teach us every we need to know and to live lives pleasing to God.

Jesus came to seek and save what was lost. That is why Matthew tells us that Jesus went all over Galilee. Jesus looked at the needs of the people, and with His heart full of love and mercy, he helped them. He knows what our needs are and He's ready to help us. Why did Jesus go all over Galilee? He traveled all over Galilee out of love and compassion for those who were in need and suffering.

## II. Healing and liberation

Jesus came to heal every sickness and pain. His healing work was an illustration of the power of the gospel, of the healing power of his Word, of the healing power of His work of salvation. Jesus is our healer. He heals physical, emotional and spiritual diseases. Jesus' authority has no limits. He healed many people from all kinds of illnesses and conditions.

Jesus' agenda had these priorities: to teach, heal, liberate, stay in communion with His Heavenly Father, and show love to His neighbor. It was important to Jesus that he keep to His agenda. From sunrise to sunset Jesus had a full schedule of activities, showing His love to God and mercy to others.

In Matthew 14:23 the Bible tells how Jesus went away to be alone to pray; He did this many times. He would ask for help from His Heavenly Father and the Holy Spirit to help Him perform the tasks He had to do during the day. Keeping a carefully prepared agenda is necessary to live with discipline and focus on our priorities in life.

### Application

Today we learned the following important points:

1. The priorities of Jesus' agenda: teaching and preaching.
2. The priorities of Jesus' agenda: to heal and liberate the oppressed.

### Conclusion

In our opening story, Sergio's dad was very busy with work and it was important for him to keep that agenda well organized. In Matthew 4:23, we see Jesus' agenda, what He did in His ministry. He was very busy teaching, preaching, healing every disease of the body, healing spiritually, setting people free from imprisonment by their past or by demons. Jesus rested when He went away to pray, to talk, to His heavenly father. He asked for wisdom, strength and the power of the Holy Spirit so that he could successfully complete all the activities scheduled on His agenda, an agenda full of love for others.





### Let's close our eyes to pray

- We pray that every day Jesus Christ will teach us obedience through His Word.
- We pray that every day we will be healed of all sickness and freed from all worries, fears, etc.



# We Say Good-bye!

Help your children create an agenda of their own. See the example below.

				
Sunday				
Monday				
Tuesday				
Wednesday				
Thursday				
Friday				
Saturday				

## Lesson 38

# A FULLY DEDICATE LIFE

Jhoselyn Barrios  
Guatemala

## The Great Desire

That our children enjoy serving God and others.

## To Remember

***“For even the Son of Man did not come to be served, but to serve, and to give his life as a ransom for many.”***

**Mark 10:45**

## Introduction

Start by asking the children what chore do they most like to do at home?

- For example: sweeping, washing the dishes, dusting, organizing, making their beds, taking out the garbage, etc. If they don't do chores because of their age, make them aware that acts of service begin in our homes and teach us how to serve wholeheartedly wherever we serve.

In today's Bible passage, we read about an unusual and special request made by James and John, two brothers who were disciples of Jesus.

They asked Jesus to let them be placed the highest positions of honor (Mark 10:37): *“They replied, “Let one of us sit at your right and the other at your left in your glory”.*

Clearly, these two brothers were asking Jesus for the best of the best, but they wanted it without having to work for it. Jesus teaches us a great lesson in these verses. We must remember that Jesus is God Himself, and He became human to love us and show us that we can fully dedicate our lives to serve God and others.

## Thoughtful Truth

In Mark 10:45 we learn that:

### I. Jesus is our example

***For even the Son of Man did not come to be served, but to serve, ...***

The word of God tells us in the gospels of Matthew, Mark, Luke and John about the amazing and marvelous things that Jesus did. For example: Twice, Jesus multiplied food, yes, Food! Loaves and fishes. On another occasion Jesus healed a blind man and later He healed someone with a shriveled hand.

Wherever Jesus went He was always ready to serve others. He is our clear example of living a fully dedicated life. As a child, Jesus helped His father in the carpentry shop, He learned from the best carpenter in Bethlehem. Before Jesus was 30 years old, He was surely one of the best carpenters in His village.

Shortly after Jesus called Peter to serve Him, they went to Peter's house and found his mother-in-law was ill. Jesus went to her and healed her.

Jesus was prepared for every situation. He didn't expect to be received with banquets and parties, that was not what was important. What really mattered to Him was to serve and fulfill God's will, to live a life fully dedicated to God.

### II. Jesus invites us to follow his example

***For even the Son of Man did not come to be served, ...***

You may think you are too little to learn carpentry like Jesus, or that you don't have the power to go from town to town healing people like Jesus did. But, the God doesn't limit us to think that following Jesus's example is only doing what Jesus did.

What we learn from this verse is that Jesus invites us to serve all the time, in every situation. In the chores we do at home, with our friends, even with strangers.

Imagine these situations: An elderly lady is in the supermarket and suddenly drops her purse, but you notice it and run to help her. That's an act of service! Your teacher is carrying a lot of things in her hands and she is on her way to your classroom. The things may be too heavy for you to help carry, but you can lead the way and open the door for her.

Or you may have a pet that sometimes makes a big mess and it's always your mom who has to clean it up, you can help your mom too. That's what living a fully dedicated life looks like!

## Application

In this morning's lesson we learned the following important points:

1. Jesus is our example.
2. Jesus invites us to follow His example.

## Conclusion

Jesus is our greatest example of service and dedication. He, being God Himself, became man and came to dwell on earth to show us the way, not only to redemption, but also to serve and love others. Fully dedicating our lives means we will serve God and others.

## Let's close our eyes to pray

- We pray that God will fill us with His love so that we can love Him and reflect His love to others.
- We pray that we will be a blessing to others.
- We pray that God will help us to be brave and obedient to Him.



## We Say Good-bye!

Give each child a blank sheet of paper. Help them make a list of small tasks/chores to do at home and at school. Let them decorate their list however they want to. Tell them that it's important to put their list in a place where they will see it, for example: in their room, on their desk, mirror, refrigerator, etc. Encourage them to add more things to their list as they experience a life fully dedicated to God!



## Lesson 39

# HAPPY ARE THOSE WHO SERVE!

Jhoselyn Barrios  
Guatemala

## The Great Desire

That our children see Jesus' example of humility and service and be challenged to do the same.

## To Remember

*“Then, Lord,’ Simon Peter replied, ‘not just my feet but my hands and my head as well.’”*

*John 13:9*

## Introduction

Be prepare to bring the following with you to class: a towel, a basin/large bowl (to put water in), and a 1 liter bottle with clean water. Tell the story with these objects.

You can either tell the story of Jesus washing his disciples feet (John 13:1-17) or show the following video to your students:

Bible Stories - Jesus washes His disciples feet (Saddleback Kids <https://www.youtube.com/watch?v=bv5ajWnrnt4>)

Take some time to listen to what the children thought about the video or the story you told. Let them ask questions, give their comments and talk about what caught their attention.

In this passage, we see Jesus serving in the most humble of ways. Let's talk a little bit about what society was like at that time.

Slaves, but not just any slaves, the lowest ranking ones, were in charge of washing the feet of the visitors who came to the houses.

In Jesus' time, there were no paved roads or streets like we have today. There were no cars or trucks, no motorcycles and so everyone walked. Imagine how much dust would have been on the feet of the disciples and Jesus after a day of walking! For some reason, on the day of our story, there was no one there to wash feet, so Jesus is going to teach us a great lesson today.

## Thoughtful Truth

In John 13:1-13 we learn that:

### I. Jesus loves us

***"Having loved his own who were in the world, he loved them to the end."***

When they went into that house no one said anything about the fact that their feet had not been washed, instead they all sat at the table to enjoy supper with their master.

The word of God says that He loved them, and that He was with them to the end. This is very important, Jesus did not come only to teach us to serve, but to love each of us and to teach us how we can show His love to others.

Have you ever thought about how much your parents and family love you? How do you know that they love you? Undoubtedly, the things they do,

their advice, their dedication to you let you know that you are loved by them. Jesus was happy and fulfilled serving His disciples and those He came to heal and save.

### II. Jesus: a servant leader

***"...so he got up from the meal, took off his outer clothing, and wrapped a towel around his waist. After that, he poured water into a basin and began to wash his disciples' feet, drying them with the towel that was wrapped around him."***

While they were eating their evening meal, Jesus did what His disciples had least imagined, He got up from the table, took off his outer clothing, wrapped a towel around his waist and then He took the basin, poured water into it and began to wash the feet of His disciples, of His friends, those who had walked long miles with Him, healing and restoring lives.

Jesus had already shown them time and again that He was the Messiah. They were learning from the greatest teacher of all time, the leader par excellence. And that night, they had a lesson to learn: be happy to serve! It doesn't matter if you are the older or younger sibling, it doesn't matter if you're the baby of the house, you will always have an opportunity to show a servant's heart. Jesus could have asked one of His disciples to wash everyone's feet, but He humbled Himself and did it out of love.

### III. Our response to Jesus' example (v. 6-9)

***“He came to Simon Peter, who said to him, ‘Lord, are you going to wash my feet?’ Jesus replied, ‘You do not realize now what I am doing, but later you will understand.’ ‘No,’ said Peter, ‘you shall never wash my feet.’ Jesus answered, ‘Unless I wash you, you have no part with me.’ ‘Then, Lord,’ Simon Peter replied, ‘not just my feet but my hands and my head as well!’”***

Peter was the only one of the disciples who answered in the most natural and human way possible. No Jesus! You will not do this for me. It was the job of the lowliest servant, Peter did not want his master to do it.

What he didn't know was that Jesus was teaching them a great lesson of service and humility. Jesus teaches us the right way to serve others. Not out of obligation or commitment, but out of love, with humility and simplicity of heart. Our response should be the same as Peter's: Lord not only my feet, but my whole being. Each one of us must be cleansed by the Lord every day, recognizing our shortcomings, not in a negative way, but in a way that makes us more humble and aware of our need for God.

At the end of the chapter we see that Jesus invites His disciples to go and do the same with one another. This is the example Jesus set for us, it's what we should do for others.

## Application

In today's lesson we learned about the following points:

1. Jesus loves us.
2. Jesus: a servant leader
3. Our response to Jesus' example.

## Conclusion

Jesus is the real proof that we can be happy and fulfilled by serving others. No matter our age, we are called to serve others in love, as Jesus loves us.



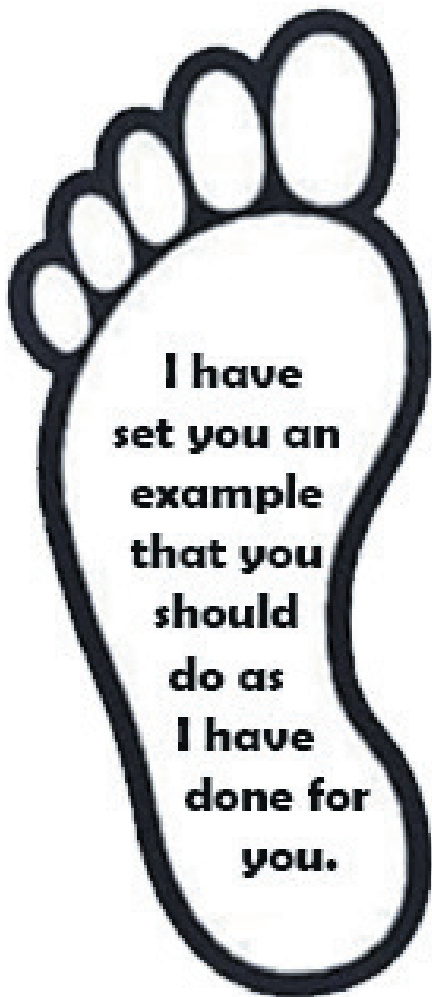
## Let's close our eyes to pray

- Let's pray and ask God to give us a heart full of love for Him and for others.
- Let's pray and ask God to help us be humble and follow Jesus' example.
- Let's pray and ask God for opportunities where we can happily serve others.



## We Say Good-bye!

Provide the worksheet below for each child. You will also need a disposable bowl and some blue paper to simulate water (tissue paper would work well). Have the child color and cutout the feet and then place them in the bowl of water (made from paper). See the example below.



## Lesson 40

# HOW WILL I OBEY GOD?

Jhoselyn Barrios  
Guatemala

## The Great Desire

That our children understand the importance of obeying God even when others don't.

## To Remember

***“The Lord has told you what is good. He has told you what he wants from you: Do what is right to other people. Love being kind to others. And live humbly, trusting your God.”***

***Micah 6:8 (ICB)***

## Introduction

Start the class by playing a game with the students: “The Seven Wonders”. Make a list of 7 objects that the child must find and present in the time you give them. (1 minute works well. The items could be things like: a pencil, a notebook, a Bible, candy, a chair, an eraser, toilet paper). You can also play “Simon Says”.

How did we do with this little activity? Did you follow the instructions or not? The Bible passage we're going to study today is about what God

tells the people of Israel through the prophet Micah. This prophet was giving the Israelites a series of warnings from God, but they didn't want to listen. When we played the game, we followed the directions we were given, that is called obeying.

Many times we limit our obedience to only doing the things we want to do or that are easy for us to do. Sometimes we do what we are asked to do if and only if we are rewarded.

## Thoughtful Truth

In Micah 6:6-8 we learn:

### I. God expects something from us (v. 6)

***“What can I bring with me when I come before the Lord? What can I bring when I bow before God on high? Should I come before the Lord with burnt offerings, with year-old calves?”*** (ICB)

The prophet Micah asks a very clear question in this verse, he talks about coming before God not empty-handed.

Although in this verse Micah has not yet stated what God expects, it's clear that He does expect something from us. What do you think God wants from you? Does He want only your abilities or talents? Does he want your possessions (toys, favorite cookies, books, favorite shoes, etc?)

Just as your parents expect you to be obedient, God expects obedience from you. He expects obedience in your speech, thoughts, attitudes. When you obey your parents, are they sad or happy? Of course they are happy and proud of you. God feels the same way every time you obey Him.

### I. Not with disguised intentions (v. 7)

***“Will the Lord be pleased with 1,000 male sheep? Will he be pleased with 10,000 rivers of oil? Should I give my first child for the evil I have done? Should I give my very own child for my sin?”*** (ICB)

The word of God teaches us that He is the one who created us in our mothers' wombs. *“For you created my inmost being; you knit me together in my mother's womb.”* Psalm 139:13 That is the reason why He knows us so well, because He took the time to create us. Not only did He create us, but He knows our thoughts, when we sit and when we rise (Psalm 139:2). He knows when we want to obey wholeheartedly and when we only obey half-heartedly or to fulfill a requirement.

When our parents ask us to do something they expect us to obey them, but sometimes we obey half-heartedly or so we don't get in trouble. Sometimes when our parents tell us to clean our room, instead we put our clothes under the bed, or our shoes are supposed to go in the proper place, and we throw them in the closet instead. We shouldn't do things half-heartedly, we should do them with the true intention of obeying our parents. It's the same with God, we must not do anything with disguised intentions, just for show.

### III. Wholeheartedly (v. 8)

***“The Lord has told you what is good. He has told you what he wants from you: Do what is right to other people. Love being kind to others. And live humbly, trusting your God?”*** (ICB)

God is pleased with our sincerity, that's what He really wants from us. We cannot pretend to obey God, that doesn't work, we must obey for real and with all we are. God is a just, merciful, and kind God, full of grace. We cannot pretend to love and obey Him, we must be serious about it. As with our parents and people in authority, it is necessary for us to obey wholeheartedly.

### Application

In today's lesson we learned about the following important points:

1. God expects something from us.
2. We can not obey with disguised intentions.
3. We please God when we obey wholeheartedly.

### Conclusion

How will you obey God? Will you be sincere, now that you know God expects obedience from us? We must obey wholeheartedly, that means with a good attitude out of love and respect, taking small but firm steps.

### Let's close our eyes to pray

- We pray, asking God to help us obey unconditionally.
- We pray, asking God to give us hearts that will obey Him.
- We ask God to help us to be humble and sincere like Christ taught us.





## We Say Good-bye!

Provide the materials and help the child make the craft below.

Materials you will need:

- Popsicle Sticks
- Colored foam or felt sheets
- Markers
- Scissors
- Glue (hot glue would work faster, but will need more supervision)



## Lesson 41

# OBEDIENT CHILDREN

Jhoselyn Barrios  
Guatemala

## The Great Desire

That our children understand the importance of and blessing we receive from obeying our parents.

## To Remember

***“Children, obey your parents in the Lord, for this is right.”***

***Ephesians 6:1***

## Introduction

Bring the following items with you to class: broom, shovel, cleaning rag, sanitizer, plate, cup, frying pan, pillow, toy. These are items that children can find at home and symbolize some responsibility. If its too difficult to bring the actual items, bring cut-outs or drawings of these items.

Ask the children how to use each item and what it's used for. Then ask them which of these items do they use at home to help their parents.

The Greek word translated as obey is “hupakouo” which literally means “to listen under.” It means “to be under the authority of another”, “to understand and respond”. This is something that every human being struggles with. From the time we are old enough to understand our parents, we are taught that there are things we must do and things that we shouldn't do. That is called “following instructions or being obedient”.

Sometimes, we think that putting off doing what our parents have instructed us to do, is an adventure, and who doesn't like adventures? Today we will see that obeying our parents pleases God.

## Thoughtful Truth

In Ephesians 6:1-3 we learn that:

### I. Children obey (v .1)

***“Children, obey your parents in the Lord, for this is right.”***

Think for a moment about a time when your parents told or instructed you to do something that you were supposed to do and you just didn't follow through, what happened?

I remember a time when I was a child and I didn't obey an instruction from my parents. They told me that I had to do my chores and my homework for school, but I didn't do either.

There were consequences for my disobedience. The next day I received a bad report from my teacher saying that I didn't turn in my homework and my mom found my dirty socks laying in the middle of the floor. Well, needless to say, I didn't get any rewards or compliments for my attitude.

Sometimes we think that when we're asked to do or obey small things that

if we don't do them, no one will notice. However, our obedience is not only reflected in whether we obey or not, it's the attitude of our heart that's most important.

The Bible says: *“A wise person does what he is told. But a talkative fool will be ruined.”* Proverbs 10:8 (ICB). It's not whether the instruction is a big or small instruction or whether we like it or not, it's a simple matter of obeying, following the instructions we've been given.

### II. Respect your parents (v .2)

***“Honor your father and mother”—which is the first commandment with a promise — ...”***

When we talk about honoring, we're talking about having respect and love for someone. Our parents should be our heroes. When we were babies, our parents were the reason we laughed and were happy. They did all kinds of things to make us smile. But, not only that, when we were sick and even when we get sick now, who takes care of us? Our parents. They've spent long sleepless nights taking care of us and they make a daily effort to be the people we need in our lives. We should applaud them and be grateful to them.

They want to see us succeed and be better people every day in every way, but what they want most is for us to be obedient children, that is the greatest honor we can give them.

### III. So that it may go well with you (v. 3)

**“... so that it may go well with you and that you may enjoy long life on the earth.”**

When we are 5 or 6 years old, someone who is 30 years old seems very old to us. That’s understandable because we’ve only lived a short time. When we’re kids we dream of being adults, being professionals: firefighters, doctors, architects, lawyers, astronauts, veterinarians, etc. Many times we will not be able to achieve those dreams on our own.

Our parents will be great support and will help drive, push us and when we obey and honor them, we have their trust, and they will pray with us and for us. They become our biggest fans and cheerleaders for a lifetime.

When the scripture says “long life” it’s not saying that you’re going to live to be 100 years old, it’s referring to an abundant life in Christ, a life full of grace and favor, a life in which God will be with you and guide you.

## Application

Today’s lesson talked about the following important points:

1. Children obey your parents, for this is right.
2. Respect your parents.
3. When we honor and respect our parents we have this promise: “So that it may go well with you.”

## Conclusion

Today we learned the importance of and blessing we receive when we’re obedient children. It’s not that our parents don’t love us and don’t want us to be happy, but following their instructions will always be of benefit to us.

## Let’s close our eyes to pray

- We pray that God will help us to follow our parents’ instructions.
- We pray that God will help us to honor our parents.
- We pray that we will enjoy the abundant life that Christ gives us.



## We Say Good-bye!

Provide a sheet of paper for each child that is skin colored. Ask the children to draw their hand on the paper. On each finger have them write the following words: appreciate, value, obey, respect, love, and on the palm: honor. Have them cutout their hand print and take it home to remember the lesson.



## Lesson 42

# CONSEQUENCES OF ABRAHAM'S OBEDIENCE

Charito Xuc  
Guatemala

## The Great Desire

That our children will learn about the positive results of Abraham's obedience so that they will want to imitate him.

## To Remember

***"So Abraham called that place  
The Lord Will Provide".***

***Genesis 22:14a***

## Introduction

### **Traffic Light Game**

This is a very fun game. An adult stands at one end of the room and all the children line up side by side, at the opposite end. The adult will act like a "traffic light". When the adult says "green light", the children can move forward, but when they say "red light" the children must stop.

Those who are still moving when the adult says "stop" will be disqualified. The player who reaches the finish line (the teacher) first wins... or the only one who is not eliminated wins.

Today, we're going to learn about the consequences of Abraham's obedience. Have you heard about Abraham? (Allow the children to answer, if they don't remember anything, you can tell them something about Abraham). The story of Abraham is amazing. One of the things we learn from his story is about his obedience to the Lord.

According to dictionary.com, to obey is "to comply with or follow the commands, restrictions, wishes, or instructions of ..." (i.e. parents).



Today we're going to talk about Abraham, a great Bible character, who teaches us about the consequences of obedience to the Lord.

## Thoughtful Truth

Genesis 22:1-16, tells us that God tested Abraham.

When Abraham responds to God, God gives him instructions to take his son, his only son Isaac, whom Abraham loves dearly, to the mountain and sacrifice him. Let's take a moment and put in Abraham's shoes. How would we have feel if God asked us to give up what we love the most (Allow the children to respond.) Exactly! It's not easy to give up what we love most. Abraham, in obedience to God, got up the next morning, loaded his donkey, took two of his servants and Isaac with Him, cut wood for the sacrifice and went to the place where God had directed him.

It seemed like a long journey; on the third day, Abraham looked up and saw the place in the distance. Abraham told his servants to wait with the donkey, because he and Isaac had to go a little ways away to worship the Lord, and then they would return to them.

Abraham places the wood on Isaac to carry and he carries the fire and the knife and they left together. As they went on together, Isaac says to his father: *"The fire and wood are here, . . . but where is the lamb for the burnt offering?"* Abraham wisely answered

him saying *"God himself will provide..."* They finally arrived at the place of sacrifice, Abraham built an altar and arranged the wood on it. Then he tied up Isaac and placed him on the wood and took the knife to slay Isaac. Suddenly he heard a voice, it was the angel of the Lord and he told him not to lay a hand on Isaac and not to do anything to him. The angel of the Lord knew that Abraham feared God, because he had not withheld from God his only son.

As a consequence of his obedience, two things happened:

### I. Abraham would be blessed (v. 17)

Because Abraham obeyed God and was willing to sacrifice his only son, God promises Abraham that;

A. God would bless Abraham by making his descendants as numerous as the stars in the sky and as the sand on the seashore.

Isaac was everything to Abraham, but what Abraham currently had, would not compare to the blessing that God had planned for him in the future. His descendants were going to be countless. This is one of the consequences of Abraham's obedience.

B. That his descendants would have the strength to face their enemies.



Abraham's obedience wasn't only going to be repaid with countless descendants, but they would also have the strength to face their enemies. Abraham obeyed the voice of God and the Word of God from the beginning, and this was credited to him as righteousness.

## II. We will be blessed (v. 18)

God's blessing is a gift for each one of us. Unfortunately it's much easier to disobey than it is to obey, but it's important for us to obey and when we do we will see good things happen.

God promises to bless Abraham and He also says that all nations will be blessed through Abraham's seed or offspring. Here Scripture is pointing to the promise in Christ.

A seed is small but when it's planted and cared for it grows into a tree that produces fruit. Abraham's obedience has produced fruit to this day. God has blessed many people who have decided to obey Him in everything. When we decide to obey, not only are we being blessed, but we bless others.

## Application

Today's lesson teaches how important it is to obey. The Bible says that if you obey your father and mother, you will have the blessing of enjoying a long life. If you choose to obey those in authority over you, God will blessing you. If you obey the Word of God and you receive Jesus into your heart, God will bless you. Although it's true that there will always be difficulties in your life, if Jesus is in your heart, God will also be with you through the difficulties and will provide what you need.

## Conclusion

Isn't wonderful to learn about Abraham's obedience and the consequences. This should encourage each of us to always obey what God commands of us and, in the end, we will receive a great reward.

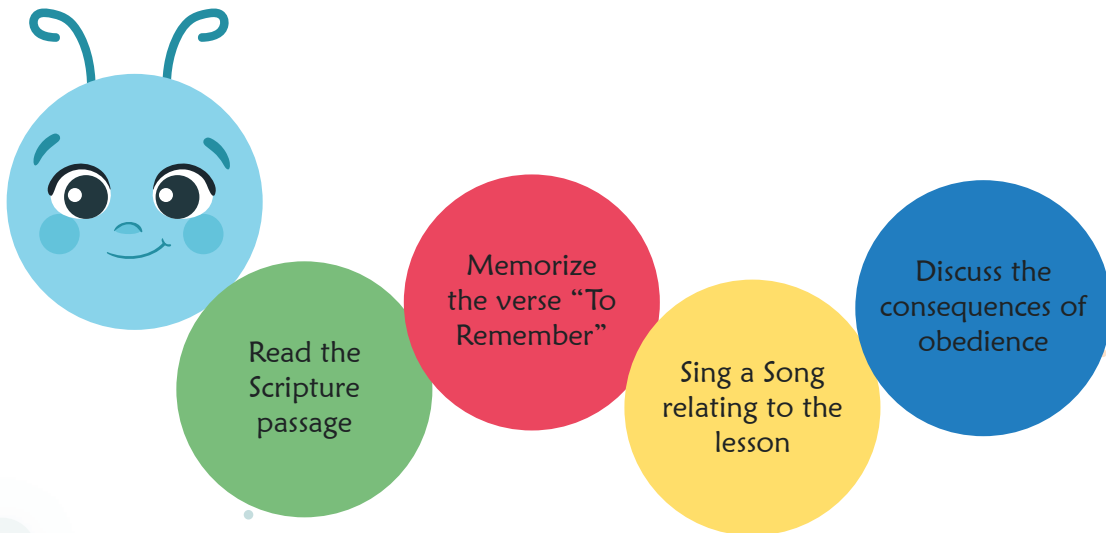
## Let's close our eyes to pray

- We prayed, thanking God for the lives of men of God like Abraham, who show us an example of obedience.
- We pray, asking the Lord to help us be obedient to His Holy Word.
- We pray, asking God to help us be obedient to our parents and those in authority over us.



## We Say Good-bye!

Spend time with the children doing the activities listed on the Obedience Worm.  
(You could create a large Obedience Worm to place in you classroom.)



## Lesson 43

# OBEY, JUST OBEY: JONAH

Gandy Yaquian de Chupina  
Guatemala

## The Great Desire

That our children learn the meaning of obedience as it relates to the call to serve God.

## To Remember


*“He replied, ‘Blessed rather are those who hear the word of God and obey it!’”.*

**Luke 11:28**

## Introduction

To begin the class, ask for some volunteers. Put the volunteers into pairs and blindfold one of them. The student who is blindfolded will be guided by the other student to draw a line through the labyrinth. Ask several pairs to repeat the exercise. Use the activity to introduce the theme of obedience.

(You will need several copies of the Obedience Labyrinth printed out before class begins.)



The Obedience Labyrinth can be found at the end of the lesson.

The Bible has many examples of what we must do to please the Lord. The stories in the Bible tell us about ordinary people, like you and me. Sometimes, it's easy to think that the people in the Bible were super special and they never failed, but the person we're talking about today shows us that although at first it was not so easy for him to obey God, in the end he understood that obeying God was what he needed to do, especially since God's call was to share His message with others.

## Thoughtful Truth

In the Old Testament we find a book by the name of Jonah, which tells us how God involves us in His plan for the salvation of mankind:

### I. God wants to use us to share His message. (Jonah 1:1-2)

***"The word of the Lord came to Jonah son of Amittai: 'Go to the great city of Nineveh and preach against it, because its wickedness has come up before me.'" Jonah 1:1-2***

We live in a world that is full of wickedness and darkness. This does not escape God's eyes. He is aware of it. He loves the whole world and it hurts Him that there is so much wickedness. That is why He has designed a plan that includes all people, so that they can hear the good

news and be saved. We are part of that plan. Just like God called Jonah to carry His message, He also calls those of us who love Him and receive Jesus in our hearts. He calls us to share the message of salvation.

No matter our age, God wants to use us to share His message, to tell others of His great love and salvation. It's not difficult to do. Sometimes we don't even have to use words. By showing love to those around us, by telling them "God loves you", by praying for their needs or inviting them to join us at Children's Church, we can share the message that God wants us to take to everyone.

### II. Although it's not always easy to obey, running away is not the answer. (Jonah 2)

***"This terrified them and they asked, 'What have you done?' (They knew he was running away from the Lord, because he had already told them so.)" (Jonah 1:10)***

Jonah listened to God's call, but decided that he didn't want to obey it, so he went the opposite direction of where God had commanded him to go. Since Jonah ran the opposite direction, God send a strong storm, threatening the boat that Jonah was on. Some of the sailors on board noticed something different in the storm that filled them with fear, but Jonah was unaware of the storm and was calmly sleeping.

The sailors became annoyed with Jonah and when they questioned him, he ended up confessing to them that the storm was because of his disobedience. So the sailors, who feared God, wondered what they could do to stop the storm. Then Jonah said to them, *“Pick me up and throw me into the sea, . . . and it will become calm. I know that it is my fault that this great storm has come upon you.”*

When Jonah was thrown overboard, a great fish swallowed him, just as God commanded it to do. Jonah was in the belly of the fish three days and three nights. During this time Jonah prayed to God in his anguish and recognized that God was saving him, which is why the fish had swallowed him, but he also asked for God’s forgiveness for disobeying His call. Then, God commanded the fish to vomit Jonah onto dry land. Jonah realized that it’s important to obey God, and put His call above our own wants, comforts, or desires.

It will not always be easy to obey God, especially when we share the message of God’s love with someone who may not be very kind to us, or someone who we think is so bad that what they deserves is a harsh punishment instead of God’s love. The Bible teaches us that God loves the world so much, He loves all of us, that’s why He calls us to take His message to others and not to run away.

### III. Obedience blesses me and those around me. (Jonah 3)

***“Jonah obeyed the word of the Lord and went to Nineveh.” Jonah 3:3***

No matter how many times we disobey, God will always forgive us and will give us a second chance. Now, that doesn’t mean that we can purposely disobey because we know that God will forgive us, on the contrary, we must always try our best to obey Him, because we cannot escape the consequences of our disobedience.

In Jonah’s case, the result of his disobedience almost caused his death and that of the people who were with him on the boat. That’s why even though God forgave him and gave him another chance, I am sure that Jonah never forgot the days and nights he spent inside that big fish.

After God called Jonah the second time to share His message, Jonah went to Nineveh and warned the people: *“Forty more days and Nineveh will be overthrown!”* The people of Nineveh believed God’s message delivered by Jonah, they repented of their evil behavior and God forgave them of their wickedness.

When we obey, we please God and receive His blessing. But more importantly, when we share the message of salvation, we see lives transformed by God’s love. Those people who behaved badly, can find God’s forgiveness and He changes their lives, which is also a blessing to us.

## Application

In this morning's lesson we learned about the following important points:

1. God wants to use us to share His message.
2. Although it's not always easy to obey, running away is not the answer.
3. Obedience blesses me and those around me.

## Conclusion

Today we learned that we are part of the plan of Salvation that God has for mankind, therefore, we must obey the call to serve, sharing the message of God's love.

## Let's close our eyes to pray

- We pray that God will help us to be obedient to Him.
- We pray that God will help us know how to share His message with others.
- We pray that we will be able to identify the blessings of obedience that we receive and be thankful for them.


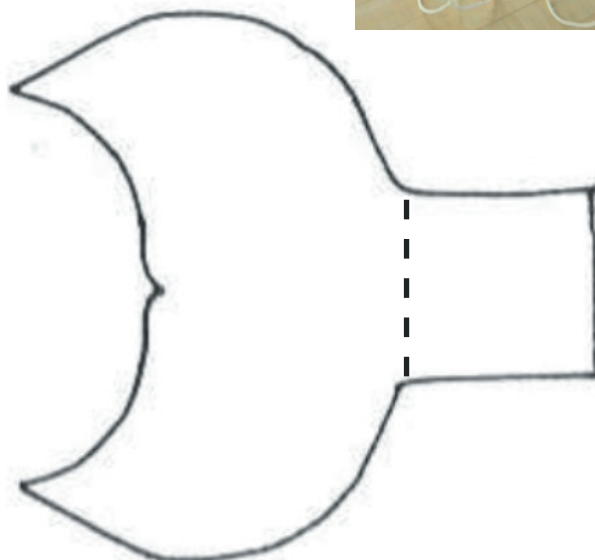


## We Say Good-bye!


You will need the following materials to make a ball in cup game: Worksheet with eyes, tail and Jonah on it (see below) for each child; disposable plastic cup for each child (blue if possible); a piece of yarn or string 36" long for each child; scissors; crayons; glue dots or hot glue; a small weight of some kind (some coins, popsicle sticks, etc) to make the Jonah picture heavier.

Each cup will need a hole poked in the middle of the bottom of it. (This would be good to do ahead of time.) Let the children color the worksheet. Thread the yarn through the hole and tie it to itself on the outside of the cup. Cut out the eyes and fish tail. Glue the eyes to the sides of the cup. Fold the end of the tail along the dotted line to make a tab and glue it to the bottom of the cup. Cut out the Jonah picture and glue it to whatever you have as a weight. Punch a hole in the picture and tie it to the other end of the yarn. Now, hold the cup in your hand, toss up Jonah and try to catch him in the fish's mouth. (See picture of example below.)

### Example







## Lesson 44

# TO OBEY IS BETTER THAN SACRIFICES

Gandy Yaquian de Chupina  
Guatemala

## The Great Desire

That our children will be challenged to obey the Lord even when everything seems to be against it.

## To Remember

*“...Does the Lord delight in burnt offerings and sacrifices as much as in obeying the Lord? To obey is better than sacrifice, and to heed is better than the fat of rams.”*

**1 SAMUEL 15:22**

## Introduction

At the beginning of the class, pray with the children and ask God to speak to their hearts.

Begin the class with this activity. Make sure to bring a handkerchief or something to blindfold the children with. Have all of the children to stand at one side of the room, place some chairs in the middle of the room as obstacles. Ask two volunteers to come to the front, one will have the blindfold and the other will be the guide. The guide will giving instructions the

blindfolded child as they walk through the circuit around the room without tripping over the “obstacles”. Allow at least 3 pairs to do the activity. This will allow them to see how good we are at listening and following directions.

Today’s story tells us how the first king of Israel forgot to be obedient to the Lord. He was more concerned about appearing to be someone he wasn’t and about what he could get than with what God wanted and expected from him.

Have you ever disobeyed your parents thinking that what you did made more sense than what they told you to do? Let's say, your parents tell you to drink water in the green plastic cup, but instead of pouring water in that cup, you take a glass one and the result is that it slips out of your hands and it breaks. Or they tell you to wear your black shoes and you wear the white ones instead.

Something like that happened with King Saul. Samuel, who was a prophet of God (a prophet in the Old Testament, was someone who received a message from God to give to the king or the people) went to tell Saul that Israel was to conquer the Amalekites, but he should not forget that it was God who gave Israel the victory. They were not to keep anything from the place that they conquered and that only a priest appointed by God could present offerings to the Lord.

### I. God is not pleased with our disobedience (1 Samuel 15:10-11)

***"Then the word of the Lord came to Samuel: 'I regret that I have made Saul king, because he has turned away from me and has not carried out my instructions.' Samuel was angry, and he cried out to the Lord all that night."***

Saul disobeyed God's instructions and didn't listen to what God's prophet told him. In verse 10 God is sincere in saying that He is not at all pleased with the behavior of the king of Israel.

Your parents don't care if you're angry and grumble as you do your chores every day. They may not even care if you do your chores badly. But they do expect you to be obedient.

The same goes for your teachers at school. They want you to do your homework so that you learn to be responsible and so you gain knowledge, not simply to keep you busy or to earn a grade.

God expected complete obedience from Saul, not to show off his power to the people and to his soldiers, but He wanted Saul to set an example of what being obedient to God looked like.

### II. To obey half-heartedly is disobedience. (v. 18-19)

***"And he sent you on a mission, saying, 'Go and completely destroy those wicked people, the Amalekites; wage war against them until you have wiped them out.' Why did you not obey the Lord? Why did you pounce on the plunder and do evil in the eyes of the Lord?"***

Saul thought he was doing what was best, he saw his enemies fall but he did not fully obey God. Saul let his men keep the best of the animals and possessions of the enemy people (1Samuel 15:4-9). It didn't matter that Saul killed only a few, because that wasn't the Lord's instruction.

We are not so different from Saul when we half obey.... In today's game, we were told to follow the instructions. Were the instructions followed exactly by everyone?

When your parents tell you to do something, do you do everything or only a part of it?

I remember one time when I was a child, my brothers and sisters and I were playing with my younger brother's new bicycle. Like all children, we were always looking for the next adventure or challenge. So this one afternoon, we skipped doing our homework and started to play, our parents were at work and weren't home during the day. We thought to ourselves: "they won't know that we didn't do our homework." What we didn't know was that the game we were playing was going to get out of control and that my younger brother was going to end up in the emergency room because he fell off his bike while jumping a ramp made of wooden boards from our backyard.

We half-heartedly obeyed, because we weren't supposed to leave the house in the afternoons unsupervised, much less without having finished our homework. Our half-hearted obedience had consequences, a trip to the emergency room with medical

exams and 5 stitches in my brother's forehead. Saul had more serious consequences for not fully obeying God.

### III. Obedience is better. (v. 22-23)

***"Does the Lord delight in burnt offerings and sacrifices as much as in obeying the Lord? To obey is better than sacrifice, and to heed is better than the fat of rams. For rebellion is like the sin of divination, and arrogance like the evil of idolatry. Because you have rejected the word of the Lord, he has rejected you as king."***

God speaks clearly to Saul, He is not interested in burnt offerings and sacrifices more than in obedience. Obeying God will always be better. Noah's obedience brought blessing to himself and to his family. Abraham's obedience to leave his land and his family brought him a great blessing. Gideon obeyed even when he felt he was the most insignificant of all. Every biblical example of obedience shows us that it is better to obey, that obeying brings blessing. Every time you obey you are not only learning, you are pleasing God.

Saul didn't enjoy the consequences for not obeying God. He chose to set aside Samuel's advice and ignore the commandments of the Lord.

God is pleased with our sincerity and obedience, when every effort, no matter how small it may be, is focused on obeying and loving God and our parents. Obedience will bring blessing.

## Application

In this morning's lesson we learned about the following important points:

1. God is not pleased with our disobedience.
2. To obey half-heartedly is disobedience.
3. Obedience is better

## Conclusion

Today we learned how the first King of Israel stopped obeying God. He let himself be led by what he thought and believed was best. His heart was filled with vanity and he didn't obey the Lord which brought him serious consequences.


## Let's close our eyes to pray

- We pray, asking God to help us to be faithful and obedient to Him.
- We pray, asking God to help us to fully obey our parents.
- We pray, thanking God for the blessings we receive when we are obedient.



## We Say Good-bye!

Provide the materials and make this craft with your students. You will need: copies of the two hands below (which symbolize a commitment to obedience), scissors, glue, construction paper. (See the example.)



**Example:**



## Lesson 45

# JOYFUL GIVING

Pamela Vargas  
Guatemala

## The Great Desire

That our children will be able to explain, in their own words, the meaning of “offering” and that they will understand that it’s an act of reverence to God that goes beyond the material gift.

## To Remember

***“Each of you should give what you have decided in your heart to give, not reluctantly or under compulsion, for God loves a cheerful giver.”***

**2 Corinthians 9:7**

## Introduction

Hide some coins (they can be real, toy, or chocolate coins) in the classroom and organize a treasure hunt with your students. When they have found all the coins, ask them to count them to see who has more. Now say: “Each of you must now give whatever amount you want to give.” Allow the children to give however much they wish and then start the lesson.

## Thoughtful Truth

Giving an “offering” is a distinctive act that Christians do. We do it as an act of reverence to God by recognizing that He is our provider. It’s not just about giving money. Every day from the moment we wake up, through the small acts we do, such as: helping at home, helping a classmate at school, praying, etc., we are giving an offering. The word “offer” is the root word of the word “offering”.



Imagine that you are going to receive a gift. Do you want a gift that isn't wrapped, that's old, neglected, and dusty? Or would you prefer a gift that is new, big, clean, wrapped, and just what you want? (Allow the children to participate with their own answers).

Now, imagine that you're the one offering/giving the gift and that the gift is for God. Which of the two would you give to Him?

## I. We reap what we sow

As you all know, a farmer who plants or sows just a few seeds will get or reap a small harvest, but if he sows lots and lots of seeds, he'll reap an a really big harvest.

When the apostle Paul wrote to the Corinthians in 2 Corinthians 9:6, he urges them to sow generously. But then he asks them something special: he asks that each one should decide in their heart how much they want to give. Today, we usually think of an offering as a material contribution to help support our church or to help the elderly, widows, and orphans or to help a family in the church with a pressing need. But Paul urges the Corinthians to give their offerings from the heart, not to give unwillingly or to feel obligated, but to remember that giving is an act of love.

## II. God loves a cheerful giver

The apostle Paul tell the Corinthians with strong emphasis that "*God loves a cheerful giver,*" and that none of us should give unwillingly, out of habit or as an obligation; on the contrary, we should give with, knowing that we are participating in the kingdom of God and in the expansion of His kingdom. This passage also gives us a wonderful promise: if we give with joy, God will always give us what we need so that we can be generous, because giving also means sharing with others.

Imagine you are going to your best friend's birthday party. You will want to be the one to bring them the best gift. Well, imagine that every day is God's birthday, He is our best friend. Now tell me, what gift would you like to give Him? ( Allow the children to answer, but help direct their answers; for example: obedience, time, effort, dedication, love, etc.)

### III. Giving an offering is an act of love

When we share what we have and help to provide for those needs that are around us, people give thanks to God, He is recognized by both the giver and the receiver. The apostle Paul told the Corinthians that their giving would be remembered. Do you remember the farmer we mentioned before? Well, you see, God supplies the seed to this farmer, but only the farmer decides how much to sow. The same thing goes for us; God gives us everything we need: life, support, resources, etc. But we have to decide how much we will give back to Him.

Paul encouraged the believers in Corinth to be generous givers.

### Application

You can give an offering to God too. Remember that He is the one who provides everything you have. What you should ask yourself is: "What am I giving to God today?" An offering to God can be something material to help the church or it can be acts of obedience, reflexion, prayer, fasting, etc. It's clear that God loves you. He loves it when you are as generous to others as He is with you. God loves it when you give offerings and you help those who need it.

Remember that you have to make the decision in your heart to give.

### Conclusion

The Corinthian church received a great lesson in the letter that the Apostle Paul sent them. They learned that giving is very good, they also learned that good things result when we give from the heart. These are the same lessons we must learn today.

Paul concludes by saying that giving is a gift so wonderful that it cannot be expressed in words.

Never forget that God loves a cheerful giver!

### Let's close our eyes to pray

- We pray, thanking God for always suppling our needs. He is our sustainer.
- We pray, asking God to give us a generous heart to share with those in need.
- We pray, thanking God for the opportunity to give our offerings to support of the church and the needs of our brothers and sisters in the faith.
- We pray, asking that God's name always be exalted, both in the giving and in the receiving.



## We Say Good-bye!

Let's make a piggy bank! You will need the following supplies: a small juice or soda bottle for each child, foam sheets of different colors, glue (it can be cold or hot), scissors, and a pair of movable eyes for each child.

Cover the bottle with a piece of foam, cut an opening at the "top" in which the coins can be inserted. The ears can be made with two heart shapes and the tail with a spiral.

Roll some strips of foam to make the legs and cover the lid bottle lid with foam. Finally, with two little circles of black foam create the nose and glue on the eyes.

See example below.

### Example:



## Lesson 46

# CAIN AND ABEL'S OFFERINGS

Pamela Vargas  
Guatemala

## The Great Desire

That our children learn that it's important to give God the best that we have and He is pleased with sincere and obedient offerings.

## To Remember

***"The Lord looked with favor on Abel and his offering, but on Cain and his offering he did not look with favor."***

***Genesis 4:4b-5a***

## Introduction

Bring several faces printed on paper circles (happy, angry, sad, etc.). Allow the children to glue them on craft sticks. Ask them to identify the faces of Cain and Abel as you tell the story and proceed to the Thoughtful Truth. You can add questions as you go such as: "How do you think Cain felt when he saw that his offering was not accepted?"

## Thoughtful Truth

Last Sunday we talked about giving offerings and that giving an offering is an act of reverence that identifies us as Christians. It's an action we can do that shows that we love God and recognize Him as our provider. It's also a way of helping to ensure that the needs of others are met.

Today, we're going to learn about two brothers who gave their offerings to God. Adam and Eve were the first married couple in history and they had two sons, do you know their names?

Cain and Abel. As the boys grew up and stopped being children they learned different life skills and trades with which they helped their family. Cain became a farmer, he tended the crops and the fruit trees of the earth. Abel, on the other hand, became a shepherd, he took care of the sheep.

## I. A rejected offering

Genesis 4, tells us that, when harvest time came, Cain brought an offering from the harvest of the earth before the Lord, but the Lord did not look on Cain's offering with favor. The Bible does not specify the reason why Cain's offering was not pleasing to God, but we can imagine some reasons, for example: Cain may have allowed sin to take hold of him. Maybe his offering was given out of obligation and not because he wanted to obey God.

It's also possible that he felt jealous of his brother, Abel, who's offering was looked on with favor by the Lord. Cain's offering represented all the hard work he had invested in sowing, cultivating, and reaping all of the harvest. That means that he presented to God what he had accomplished by his own strength and effort.

## II. An accepted offering

Abel's story is the opposite of Cain's. God looked on Abel and his offering with favor, they pleased God. The Bible says that Abel presented the best of his flock. Abel's gave as an offering to God the firstborn of his sheep, the best that he had; but his offering didn't represent his strength or effort, but the power of God himself. Abel recognized that what he possessed was because of God. Perhaps the difference between the two offerings was the fact that Cain didn't present the best of his harvest. But there is something we must be clear about, God knows our hearts and knows what our intention are when we give our offering.

We must be very smart and know that giving an offering is an act of love, kindness and generosity, and not a way of buying something or making and exchange with God.

## III. What kind of offering do you want to give?

Notice how this story unfolds, Cain killed his brother Abel because he allowed jealousy and envy to take hold of him.

Imagine what might have happened if Cain would have asked God for direction on how he could please Him. Surely God would have given him directions on what to do.

Beyond the harvest of the earth and the sheep, the important thing to note is the attitude, the intention, and the dedication that each man had at the time they gave their offering. That's the big difference.

Learning from people in the Bible like Abel is important. There are many great heroes of the Bible, not because they were warriors who won a battle, but because they were obedient and that pleased God. Abel has taught us to give our offerings wisely, with love and a desire to please to God.

Now, ask yourself, is my offering pleasing to God?

## Application

Before you give, always examine yourself to make sure you are doing it for the right reasons and under God's direction.

Do you know what God's greatest desire is?

God's greatest desire is that you and I are obedient. There's no doubt that since Abel's offering pleased God, it was because Abel acted obediently.

Always give the best you have to God. As we've talked about before, it's not only about material things, it's also about actions, attitudes, etc.

## Conclusion

Two brothers, perhaps physically similar, but with very different hearts, each one act on their own and each one doing things their own way.

It seems strange, but these are things that happen, like the Spanish saying goes: "Brothers are like fingers on a hand, each one is different" and in this story, the difference was very big.

## Let's close our eyes to pray

- We pray, asking God for a sincere and obedient heart to give the best offering we can.
- We pray, asking God to help us understand what He asks of us so that we can offer it to Him.
- We pray, asking for the opportunity to give our offerings and we ask that God will look on our hearts and our offerings with favor.
- We pray, asking God to help us be obedient boys and girls.





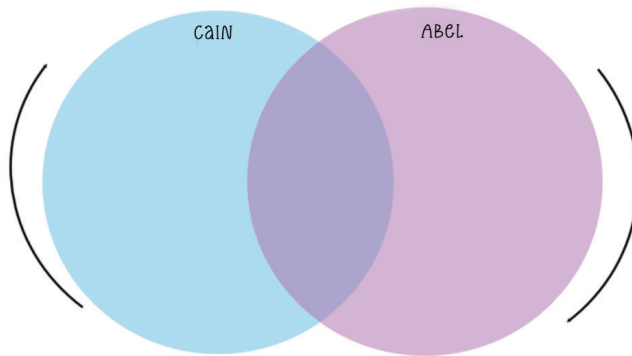
# We Say Good-bye!

Help your children complete the diagram of similarities of the offerings of Cain and Abel. Provide a worksheet and crayons for each child.



## CAIN AND ABEL'S OFFERINGS

DIAGRAM OF SIMILARITIES





## Lesson 47

# THE WIDOW'S OFFERING

Pamela Vargas  
Guatemala

## The Great Desire

That our children understand the importance of giving with grace and wisdom and see the importance of applying the widow's example to their lives.

## To Remember

***“Truly I tell you, he [Jesus] said, ‘this poor widow has put in more than all the others.’”***

***Luke 21:3***

## Introduction

To introduce the topic you can play the game “the king demands”. In this game the “king” (the teacher) says “the king demands” and then says an object like “a bottle of water.” The first person to deliver a bottle of water to the king gets a coin (can be a toy or made of paper). Start with simple objects and increase the difficulty. As you finish the game, ask the students to give back everything they have, everything they can get rid of at that moment.

Explain the importance of offering to God the best of what we have and not just what's left over.

## Thoughtful Truth

In today's passage: Luke 21:1-4, Jesus directs us to look at two very different groups of people. On one hand there are the rich people who were boasting and proud of their large offerings. On the other hand is a humble widow who puts in the temple treasury all the money that she had.

## I. Beware of vanity

The contrast between the rich people and the widow is evident. But what was the intention of the rich people in making their offerings so public? They wanted other people to see them and admire them because they were so generous, but their publicity was momentary, fleeting and a vain reward.

In Matthew 6:3-4 we learn an important lesson in regard to giving. Jesus invites us to give with sincerity and without boasting. Your left hand should not know what your right hand gives. Your offerings should be given in secret and only seen by God because He is the only one who will give us our reward in His time.

These rich men were looking for an immediate reward and for admiration from men.

## II. The widow's sacrifice

Let's pause to think about the value of those offerings; two insignificant coins compared to the large offerings of the rich were nothing. But what Jesus wants to teach us goes beyond the value of the coins. The widow's

offering was worth more than all the rich people's offerings because she lovingly gave all she had to honor God and not to seek the honor of the people around her.

The widow's actions should make us stop and think about something important: Does God need our money? Can we impress God, if He is the owner of everything? The answer to both questions is a resounding NO.

We must be clear, our offerings are not about the quantity but the quality of what we give. No matter how much we give, no matter how little we give, we must give with love, humility, and an attitude of honor and reverence to God.

## III. A generous heart

The point of this lesson isn't generosity, but we can't overlook such an important value, since the widow shows such great generosity in this lesson that Jesus was teaching His disciples.

It's important to remember that believers should be known by their generosity. The widow gave generosity, because, although her offering was not substantial, it was all she had. Her motivation was to honor God and that is real generosity.

A life of gratitude and communion with the Father implies that at times we must follow the example of the widow. This is a lesson we can constantly apply to our lives. Beyond giving an offering, we see the widow's example of sacrifice and love with which she gave; and her motivation was to give, seeking the honor of God and not of men. That is what we should do, give with sincerity to obey and honor God.

Remember, you can't impress God with the amount of your offering, but you can impress Him with the attitude of your heart, with your obedience and with the sincerity of your actions.

## Application

We can apply the lessons we've learned from the widow's example constantly to our lives. Beyond giving an offering, it's the example of sacrifice and love with which she gave and her motivation in seeking to honor God.

That's what we should do, give with sincerity to always honor God.

Remember that you cannot impress God with the amount of your offering, but you can impress Him with the attitude of your heart, with your obedience and with the sincerity of your actions.

## Conclusion

We've learned that the reason we give our offerings may vary from one person to another, just like the rich people and the widow. What's important is that you try to follow the example of the widow.

God doesn't show favoritism to people who are able to give large amounts of money. The Bible tells us that God sees the intentions of the heart and that's what is important to Him.

Always remember to have a willing, thankful, loving heart when you give your offerings to God.

## Let's close our eyes to pray

- We pray, thanking God for all that He has given to us that we can use to help others.
- We pray, asking for a heart that is willing and full of love, to give in a way that is pleasing to God.
- We pray, asking for wisdom to imitate the faith of the widow and to have the right attitude in our hearts when we give our offering to the Lord.



# We Say Good-Bye!

## The Widow's Offering

Highlight or circle the correct answer.

When giving our offering we seek to please . . .

MEN	OUR PASTOR	God
-----	------------	-----

The widow teaches us that we should give . . .

TWO COINS	WITH SINCERITY	WITHOUT SEEING
-----------	----------------	----------------

We can impress God with how much we give in our offering.

YES	NO	MAYBE
-----	----	-------

Color the picture.



## Lesson 48

# THE MESSENGER OF GOD

Silvia Collado and Raquel Ramos  
*Nicaragua - Mexico*

## Hope For The World

May each child find in God the hope He offers, emphasizing the messages already written in his Word.

## To Remember

***“I will send my messenger, who will prepare the way before me. Then suddenly the Lord you are seeking will come to his temple; the messenger of the covenant, whom you desire, will come,” says the Lord Almighty.***

***Malachi 3:1***

## Introduction

In biblical times, writing letters was a way of communicating with people who were a great distance away. Today we have text messages, phones, FaceTime, Skype, and all sorts of other ways to communicate.

But back then people wrote things down in a letter, and then someone had to deliver the letter, and for a while, that was the only way people could communicate!

Do you know what the people who delivered the letters were called? Messengers! That’s right. A messenger

is a person whose job it is to go and pick up a letter or package from one person and then deliver it to another person.

The same is true with messengers of God; some of them are angels and others are prophets. God also sends His messages through dreams or visions... but more often, God speaks to us through His Word, through prayer, or through the Holy Spirit.

What are the names of the biblical messengers you’ve heard of? (Let the children respond).

## Thoughtful Truth

As Advent approaches, a time of celebration and anticipation of the birth of our Savior, we remember that God offered humanity the invitation to receive eternal salvation, granting us the gift of His presence.

On the faces of many children around the world of different ages, genders, and skin colors you can see joy expressed, joy that comes from hope, a hope that marks the beginning of the Christmas season. But let's remember the reason we began this lesson in the middle of this joyful season and that reason is "Hope for the world".

*"I will send my messenger, who will prepare the way before me."* This is a message that God is asking each one of us to carry, He could do it alone, but He wants our participation. The message that we are asked to share is to invite people of all ages to experience the hope of a new beginning.

Don't spend the Advent season thinking about the gifts you hope to receive or what your parents, family or friends will get you. It's time for you to be the messenger and share the good news to other children who may not have someone to tell them. You can help another child meet your savior, think about it!

This can be a great way to give what you already have to "Jesus".

### I. God's messenger

Today we will learn about a messenger who was sent by God and who had the responsibility to deliver news that perhaps, for many, was not as good as it was for others. Many times biblical messengers had to deliver messages that made people sad or angry instead of happy... But other times, people would repent and start doing the right thing.

The name of this messenger is Malachi. The name Malachi means "my messenger". God always gives special assignments and on this occasion He searched for Malachi.

God gave Malachi a prophecy to announce the Second Coming and ask the people to turn to Him. All that was prophesied was part of what happened years later in the gospels: the confirmation of the announcement of the coming of a Messiah (Jesus). But there is more than one story to tell you about in this book of the Bible; there will be a final judgment, this judgment will be based on our personal obedience to God's commandments, and on the acceptance of Jesus Christ as His Son.

God sent His messenger to proclaim that the God whom everyone had renounced was coming. From the scriptures the cry of the messenger could be heard: "Prepare the way".

## II. The second coming of Jesus

As there was a first coming, there will also be a second coming. When Jesus came the first time, it was to give His life to rescue many lives; His second coming will be different: He will bring punishment to the nations, He will purify and restore. God will demand clean hands and pure hearts.

God does not stand idly by waiting, He promised to send His messenger who would prepare the way for the long-desired Messiah who would correct the nation and draw them back to God. Part of this has already been fulfilled. God is in control of everything and His plan is working as He has determined. God has a special plan to reconcile man to Himself through His son Jesus Christ, and this includes all nations, all people, and everyone who believes in Him: you and me.

This should bring peace to our hearts, considering that no matter the conditions, the Lord will complete the plans He has for each one of us.

### Application

Today we learned about the following:

1. You are a messenger of the Good News of Jesus.
2. We need to share with those who have not heard of Jesus.

3. Obey God's commands.

4. Believe that God always fulfills what He promises to everyone.

### Conclusion

Being a messenger of God is not easy, but we all have a message to share with people. Do you know what that message is? That Jesus is our Savior and that He looks for us, thanks to His Grace. I want to challenge you: How about sharing that Good News to someone today? You can be God's messengers, too. Share about the Saving Grace of Jesus. Become a messenger and announce that "The King has already come and will come again!"

### Let's close our eyes to pray

- We pray thanking God for Jesus.
- We pray, asking God to help us be good messengers for Him.
- We pray, asking God to help us be obedient until Jesus returns again.





## We Say Good-bye!

Option 1: Making evangelism bracelets (you can see them here):  
<https://www.mesonaz.org/en/package/evangelism-bracelets/>

Option 2: Make cards and put them in envelopes for the children to give to their friends. With the message “God loves you so much, He gave Jesus to die for you, and everyone should know it” (use these images for the cards).



Option 3: Use “The Four”

<https://www.cru.org/us/en/train-and-grow/share-the-gospel/evangelism-principles/one-easy-way-to-talk-about-jesus-with-todays-generation.html>



## THE FOUR

## Lesson 49

# GOD'S GIFT

Silvia Collado  
Nicaragua

## The Great Desire

That our children will know that God will fulfill His plans in His exact time.

## To Remember

*You will conceive and give birth to a son, and you are to call him Jesus. He will be great and will be called the Son of the Most High. The Lord God will give him the throne of his father David, and he will reign over Jacob's descendants forever; his kingdom will never end.*

**Luke 1:31-33**

## Introduction

It's almost Christmas and we're all waiting for the day to come (use a calendar). Are you excited? I am! What are some of the things you are looking forward to? I mean, besides opening presents.

What fun family traditions does your family have? (Allow the children to share.)

What I remember most about Christmas as a child is the family get-togethers. Usually, we went to my grandmother's house and we had a huge family reunion. This was almost always the only time during the year when I got to see some of my uncles, aunts, and cousins. We had a lot of fun eating and playing board games. I truly believe that celebrating the birth of Jesus with family is one of the best things about Christmas.

## Thoughtful Truth

### I. God's timing

God did some amazing things and He had something more planned... God would come to rescue His people. Through that rescue He tells us of His eternal love. And that love is why He gave His Son as a gift to all of us and to the world.

That very special plan seemed to take a long time to happen, but when the day arrived (show a calendar) and when God's alarm clock rang (make the alarm clock ring), what the people had been waiting for, finally happened. Everything was already planned and set to go, the moment God had been waiting for had arrived just as He had promised in the Old Testament. Do you know what that promise was? Jesus. That's right! The Bible tells us: *"But when the set time had fully come, God sent his Son..."* (Galatians 4:4).

### II. A child will be born (Luke 1:26-38)

Jesus, the promised Messiah, arrives in a way that no one expected, deprived of His position and all that He had.

We wouldn't imagine that the sovereign God would enter this world through the womb of a woman, but He did. As a child Jesus needed the care and nurture of His mother Mary, a young girl whom God had chosen. Mary was engaged to be married to Joseph when an angel came to her and said: *"Greetings, you who are highly favored! The Lord is with you." "...Mary; you have found favor with God. You will conceive and give birth to a son, and you are to call him Jesus. He will be great and will be called the Son of the Most High."*

### III. Mary visits her cousin (v. 39-56)

So God blessed Mary and the son of God began to grow in her womb and would come to live among us.

Meanwhile, Mary's cousin Elizabeth was also pregnant and Mary hurried to visit her and tell her all that had happened to her. As soon as Elizabeth heard her cousin Mary's greeting, the baby inside her jumped for joy. Elizabeth exclaimed in a loud voice: *"Blessed are you among women, and blessed is the child you will bear."*

That was amazing! Before Mary even told Elizabeth that she was going to have a baby, Elizabeth knew and she also knew that the child was going to be very special! Elizabeth said, *"But why am I so favored, that the mother of my Lord should come to me?"*

*As soon as the sound of your greeting reached my ears, the baby in my womb leaped for joy. Blessed is she who has believed that the Lord would fulfill his promises to her!"*

So, the beginning of the Christmas story starts with an event that was shared with family and that event has great meaning for us as a family today. As we celebrate the birth of our Lord and Savior, Jesus Christ, it's certainly appropriate that we celebrate it with our families as Mary did with Elizabeth.

## Application

1. God always fulfills His promises, at the exact time.
2. We must be patient as we wait for His promises to be fulfilled.
3. God can use you, like He did Mary, to fulfill His plans.
4. Celebrate and share the Good News of Jesus with your family.

## Conclusion

The birth of Jesus shows us that God is love. It does not say that God has love; it says that God is love. Love is His nature.

God's love and its magnitude is so great that it led Him to send His Son as a message of love to the world. God promised Israel that He would send a Messiah (Jesus) to save them and when the time was right, He did.

God chose Mary, out of all women, to be the mother of Jesus, the Son of God. Mary's reaction and response to God's message was very important because she responded with love, praise and thanksgiving. Her response is a message of love, faith, and obedience.

## Let's close our eyes to pray

- We pray thanking God for fulfilling His promise at the perfect time.
- We pray, thanking God for this time when we joyfully celebration the birth of our Savior.
- We pray, asking God to help us honor the birth of Christ with a time of celebration with our families.

## We Say Good-Bye

Answers to the crossword puzzle:

Down: 1. Elizabeth; 4. Joy; 5. Believe; 6. Town

Across: 2. Blessed; 3. Mary; 4. John the Baptist; 7. Jesus




# We Say Good-bye!

Provide each child with a copy of the following crossword puzzle. Allow the children to complete it individually or do it as a class.

Down:

1. The Mother of John the Baptist
4. An emotion of great delight or happiness
5. To have confidence that something is true
6. Smaller than a city and larger than a village



Across:

2. Favored by God
3. The Mother of Jesus
4. Elizabeth's son
7. The Son of God

## Lesson 50

# PREPARING THE WAY

Silvia Collado y Raquel Ramos  
Nicaragua - Mexico

## The Great Desire

To make sure our children know that Jesus is coming back.

## To Remember

***“A voice of one calling in the wilderness, ‘Prepare the way for the Lord, make straight paths for him.”***

***Matthew 3:3b***

## Introduction

God gave a gift to two elderly people who loved Him, they were Zechariah and his wife Elizabeth. Elizabeth could not have children and was very old but God sent a messenger - an angel to Zechariah your prayer has been heard and your wife will have a son and you will call him John.

God used many messengers throughout the Old Testament to prepare and announce the coming of another messenger, who would lead people to Jesus. John, the son of

Zechariah, was the One the ancient prophets spoke of announcing that he would prepare the way for the Lord.

The fact is that God continues to prepare the way for us, repentance is also a kind of preparation. John was given great responsibility by God, he would be filled with the Holy Spirit, and would turn many of the children of Israel to the Lord. John baptized so many people that they called him “the Baptister”. We know him today as “John the Baptist”.

## Thoughtful Truth

The Bible tells us that John was born just a few months before Jesus, and they were cousins. Many people came to John from Jerusalem, Judea and the Jordan region. He preached to the people, talking about baptism and conversion to receive forgiveness of sins.

He did something similar to pastors of today. God had given him a special task.

### I. Preparing the way

John was now all grown up and it was time to prepare the way; in order to begin his mission, he started to preach. John had an unusual way of dressing, eating, and speaking.

Where was the Good News? Where is the hope for this world? Where is the peace? Every message or sermon John gave was about "The coming of the Savior of the world".

### II. Who is Jesus?

Who was John referring to when he said: Savior? Yes, he was referring to Jesus!

John would go to people and tell them that they needed to repent of the bad things they had done and live a new life. Then, he invited them to make a decision that was later accompanied by baptism in the nearby river. Baptism was proof of the choice they had made to follow God and the Savior. Baptism was like a sign that their minds and hearts had been changed.

John never presumed to be better than Jesus, he always spoke about the one who came after him, as being more powerful, and that he would baptize with the Holy Spirit and fire.

Jesus declared that, of all the men who have ever lived there has no one greater than John the Baptist. But it is really God who prepares the way.

We see many pastors and leaders in the church who are like John the Baptist; preaching the gospel, baptizing and proclaiming that hearts should be prepared for their encounter with Jesus. We are called to love, to help, to respect them and to work with them, because Jesus may return at any time.

The path has already been prepared. God Himself has made a Way and that Way is Jesus. All of God's people can follow the way, Jesus, to Him and all creation will see Him... We must keep traveling along the Journey of Grace that leads us to be rescued by Him.



## Application

What are some ways in which we can prepare the path for those around us to come to Jesus?

1. Take care of the sick, the poor, the homeless, and give them hope.
2. Assure others that Jesus is present in our suffering world.
3. Announce the return of Jesus which is very near.

## Conclusion

As we leave today, let's remember what this season is all about and let's prepare ourselves to tell others about the coming of Jesus back into the world.

Today we learned about John the Baptist, but let's also remember that Jesus will return one day. God called John, but He may also call you and say to you: You are my chosen one! Now may be the moment to give your heart to the Lord.

## Let's close our eyes to pray

- Let's pray and ask God to prepare our hearts for the coming of Jesus.
- We pray, asking that we may know God better and that we may help others to know God too.
- We pray, asking that we will have the love of Jesus for those who are suffering.
- We pray, thanking God for choosing us to help prepare His way.

## We Say Good-Bye!

Prepare copies of the word-search on the following page for each student. Here is a list of words to find in the word-search:

Gospel	Jesus Christ
Son	God
Prophet	Isaiah
Message	Prepare
Way	Desert
John	Baptism
Sins	Confess
Jerusalem	Jordan
Hair	Camel
Locust	Honey



## We Say Good-bye!

Provide a copy of the word-search below for each child. They will also need something to write with to complete the word-search.

Y	V	J	E	S	U	S	C	H	R	I	S	T	V	S
T	H	O	D	O	A	R	G	T	B	E	P	D	H	P
J	C	R	H	N	R	B	E	H	E	M	B	P	C	B
G	O	S	P	E	L	B	W	A	Y	E	U	R	O	A
C	R	P	D	T	E	O	N	I	L	N	E	O	R	P
I	S	A	I	A	H	E	T	R	E	C	H	P	S	T
D	I	B	I	S	J	O	R	D	A	N	K	H	V	I
J	N	R	C	A	M	E	L	O	H	Y	F	E	O	S
M	S	A	N	O	D	N	J	S	A	I	G	T	I	M
E	P	L	P	R	E	P	A	R	E	E	M	N	K	G
S	T	E	U	A	S	N	I	L	O	C	U	S	T	H
S	C	O	N	F	E	S	S	A	H	E	U	J	O	O
A	R	P	D	T	R	O	N	S	L	N	G	O	D	N
G	K	L	D	R	T	A	R	B	R	E	M	H	K	E
E	T	J	E	R	U	S	A	L	E	M	L	N	S	Y

## Lesson 51

# WHO DO YOU LOOK LIKE?

Silvia Collado  
Nicaragua

## The Great Desire

That our children will learn that Jesus came to show us what God is really like.

## To Remember

***“Glory to God in the highest heaven, and on earth peace to those on whom his favor rests!”***

**Luke 2:14**

## Introduction

Bring to class: two photos of the same person (male or female) as a child and as an adult (preferably of someone the children know) and one of a son or daughter.

Show the first picture (of the child) to the children and ask: Do you recognize the person in this picture? (Next show the picture of the son or daughter) Now do you recognize the person? (Show the picture of the adult) Do you know who they are now?

Which picture made it easiest to identify the person?

Today we'll talk about someone who came to reveal a true image.

*“Anyone who has seen me has seen the Father”,* were the words of Jesus. Much like we know sons and daughters who resemble their fathers and mothers, Jesus resembles His Father. Jesus also said, *“ If you really know me, you will know my Father as well. From now on, you do know him and have seen him.”*

## Thoughtful Truth

In Luke 2:1-20;52 we learn the following:

### I. Joyful news (v. 1-20)

Joseph and Mary traveled to Bethlehem from the city of Nazareth, as many others did, so they could be registered in their hometown for a census. While they were there, Mary gave birth to Jesus. Sadly there was no comfortable place for them to stay that would provide good conditions for Jesus' birth. Baby Jesus was wrapped in swaddling clothes and placed in a manger. Accompanying Jesus' birth was a star, one of the brightest ever seen, illuminating the dark night as a sign of the birth of the Son of God. An angel appeared to a group of shepherds, proclaiming Good News of great joy about the Savior who had been born. Then a multitude of the heavenly host praised God.

### II. Jesus: an image of God

The people had turned so far away from God that it was difficult for them to recognize Him anymore. The savior that God promised to send

would ultimately be God with us. This child was a new kind of king; not the one expected by some who called themselves scholars of the law and who considered themselves better than others. They made things worse because they distorted the image of God even more.

Jesus came to show the people the true picture of God. Although Jesus is the son of the King of kings in heaven, He became poor, born to be a servant and obedient.

Jesus said that it was easy to recognize God. It was enough to look at Jesus to understand what God was like. Kind, concerned for people, having a Godly attitude, responsible in His tasks, obedient. Jesus spent so much time with God, His Father, that He said to one of His disciples: *"Anyone who has seen me has seen the Father."* In other words, "If you look at me, you will see the image of God." Do you know how we know that Jesus is God? Through the life He lived.

### III. Live like Jesus (v. 52)

When people look at us as Christians and children of God, they expect to see an image very similar to that of God. People should look at us and see a someone different. They should see kindness in words, love of neighbor, obedience to laws, respect for the Bible and sacred things.

Let's live like Jesus did and be a good image of God to those people. After all, we were made in His image and likeness, much like Jesus, and it should be our desire to be more like Him every day. God shows the world who He is and what He is like through you.

*"And Jesus grew in wisdom and stature, and in favor with God and man."* (Luke 2:52). That is Jesus, the Son of God, and we must learn to grow the way He grew, so that we can be recreated and transformed into His likeness, so that we can become partakers of His glory. Jesus is our best example, let's imitate Him!

## Application

Today we learned:

1. The birth of Jesus brought us joy because He is the image of God in the world.
2. You can grow as Jesus grew and become like Him.
3. Others will be able to tell who your Father is by looking at you and seeing your actions.
4. If you live like Jesus, it will be easy for others to identify you as a child of God.

## Conclusion

To be a child of God is to have Him in our hearts. We do not see God, but we act like Him because He is in and with us always. We read about God in His Word, we see Him in other Christians and we talk about what He has done in our lives.

Let's ask God to help us become more like Him!

## Let's close our eyes to pray

- We pray, giving thanks for the joy that the birth of Jesus brings to us.
- We pray, asking the Lord to help us be more like Jesus Christ every day.



# We Say Good-bye!

Provide the children with the following worksheet, crayons and pencils to complete the activities.

## SECRET WORDS

Each number represents a letter of the alphabet.  
Substitute a letter for each of the corresponding numbers to solve the secret words.

0	W	Y	A	U	R	B	I	G	Z	H	K	Q
1	2	3	4	5	6	7	8	9	10	11	12	13
E	D	T	C	V	N	L	P	F	S	J	X	M
14	15	16	17	18	19	20	21	22	23	24	25	26

1. 17, 11, 6, 8, 23, 16 \_\_\_\_\_
2. 17, 11, 8, 20, 15 \_\_\_\_\_
3. 23, 11, 14, 21, 11, 14, 6, 15, 23 \_\_\_\_\_
4. 4, 19, 9, 14, 20 \_\_\_\_\_
5. 24, 1, 23, 14, 21, 11 \_\_\_\_\_
6. 26, 4, 19, 9, 14, 6 \_\_\_\_\_
7. 7, 8, 6, 16, 11 \_\_\_\_\_
8. 26, 4, 6, 3 \_\_\_\_\_
9. 7, 14, 16, 11, 20, 14, 11, 14, 26 \_\_\_\_\_
10. 26, 14, 23, 23, 8, 4, 11 \_\_\_\_\_

BIRTH	MANGER	ANGEL	BETHLEHEM	JOSEPH
SHEPHERDS	CHILD	CHRIST	MARY	MESSIAH

## THE BIRTH OF JESUS

LUKE 2:1-20

## Lesson 52

# LET'S GO, I'M COMING WITH YOU!

Silvia Collado  
Nicaragua

## The Great Desire

That our children will know that God protects and cares for His children.

## To Remember

***“Have I not commanded you? Be strong and courageous. Do not be afraid; do not be discouraged, for the Lord your God will be with you wherever you go.”***

***Joshua 1:9***

## Introduction

Bring two identity cards to class, one of a young man and one of an elderly man.

After Moses died, God chose a new leader for His people to lead them to the land He had promised to give them, a very special land. The Israelites were so happy, after forty years of wandering in the wilderness they were finally going to see the beautiful new land that would be theirs. But there were more trials they would have to go through before they

could get to Canaan. However, God guaranteed that all would go well. The river did not stop them, neither did the huge walls of the city of Jericho, because God broke down the walls for the people of Israel.

Today's story is about a man who, despite the age written on his ID card, (national identity card) trusted God and courageously performed one of the greatest feats ever.



## Thoughtful Truth

In Joshua 1:1-17 we learn the following:

### I. A new leader for God's people (v. 1-4)

The name Joshua means: God saves. Joshua one of the twelve men sent to spy out Canaan, remember him? And now he was the new leader God chose to lead Israel. When the Israelites left Egypt they travel close to the promised land and they could have conquered the city, but ten of the twelve men who spied out the land, discouraged the people saying that it would be impossible to defeat the enemy because they were too powerful. Only Joshua and Caleb believed they could win and tried to convince the people to trust in God but the people were afraid and chose not to trust God, so they had to wait forty more years.

### II. God promised to always be with Joshua (v. 5-9)

God was with Joshua, He taught him and blessed him. Joshua didn't know what he would have to face, but God knew and told Joshua: *"Have I not commanded you? Be strong and*

*courageous. Do not be afraid; do not be discouraged, for the Lord your God will be with you wherever you go."* This words can be for you as well.

In the book of Joshua, chapter 10, we read about God hurled large hailstones from Heaven upon the Amorites and more soldiers died by the hailstones than by the swords of the children of Israel. God was with his servant Joshua, and when Joshua asked, God stopped the sun in the sky and delayed it going down for almost a whole day.

*"There has never been a day like it before or since, a day when the Lord listened to a human being."* (God's brave warrior Joshua) *"Surely the LORD was fighting for Israel."* To make everything more complete and perfect.

So every promise given to Joshua was also for the people of Israel, as long as they did what God commanded. God would never forsake them. Joshua and his family were faithful and served God.

### III. God keeps His promises (v. 10-17)

One more year is behind us. And another new year is about to begin. That means that we are one year closer to Jesus' return, which is why it's so important to obey God's commands, just like Joshua did.

No matter his age or physical condition, he knew how to wait until God asked him to act; and the Bible is a book about waiting.

Why? Because waiting shows faith and faith pleases God. Joshua was someone who pleased God. Joshua obeyed God and that's why God chose him to lead Israel.

Many times, you will feel like you don't matter or don't have what it takes to solve a problem that seems big. You may think that you won't be able to make it, but this story, like many others in the Bible, teach us that patience is evidence of faith and God promises to help us face and overcome our problems.

We just have to be patient and wait prayerfully for God to direct us. So, whenever you are tempted to quit because you aren't sure you can endure, think about Joshua as he fought his battles, with the Almighty on his side. As long as God is on our side, nothing can stand against us; and through our attitudes and the choices we make, we are allowing Him to shape us to be stronger every day.

Remember God is never late, He is always on time because His timing is perfect as He has demonstrated on countless occasions to the people of Israel, His People. Let's depend on God throughout this new year that is approaching. You may be thinking: I am not worthy, not good enough for God to help me... But why don't you let the Holy Spirit control your life and God will help you change weaknesses into strengths because that's how His grace works.

Whose side do you want to be on? Remember that God has the power to transform any situation or person as long as we are on the right side, God's side. He will defeat the enemy, and we will be more than conquerors.

## Application

Today we learned the following points:

1. God will never abandon you, just as He was with Moses and Joshua, He will be with you.
2. God promises to help us face and overcome life's problems. We just have to be patient.
3. If we want to go to Heaven, we must always obey what God says.
4. Let's make it a point to depend on God this coming year.

## Conclusion

God is looking for children who will obey and love Him, like Joshua did. When we rely on God's help and companionship, He helps us face and overcome difficult situations.

## Let's close our eyes to pray

- Let's pray and ask God to help us be faithful and trust in His promises.
- Let's pray for patience and Obedience.




# We Say Good-bye!

Provide the children with the following worksheet, crayons and pencils to complete the activities.

"Be s\_\_\_\_\_ and c\_\_\_\_\_  
Do not be a\_\_\_\_\_  
do not be d\_\_\_\_\_,  
for the LORD your God w\_\_\_\_ be  
w\_\_\_\_ you w\_\_\_\_\_ you go."

Joshua 1:9



Name: \_\_\_\_\_

## Lesson 53

# I'M READY!

Charito Xuc  
Guatemala

## The Great Desire

That our children enter the new year with optimism, trusting in the Lord's promises.

## To Remember

***"No one will be able to stand against you all the days of your life. As I was with Moses, so I will be with you; I will never leave you nor forsake you."***

***Joshua 1:5***

## Introduction

With plenty of time in advance prepare, with the help of your team, some boxes with signs indicating the themes that you consider had the greatest impact on the lives of the children over the last year.

Inside each box, place pictures of the topics referring to the themes with which you labeled the boxes.

Have each child put their hand into a box and pull out an image. When they have the image in hand, ask them to

tell you what they can remember; a story, an idea, a character from the theme labeled on the box (if the child doesn't remember, don't push them, you can remind them about it).

Throughout the year, God has been with us. From each lesson, we learned a lot. I am sure that God is and will be working in our lives.

Today is the last Sunday of the year, so our theme is: I'm ready!

## Thoughtful Truth

After Moses, who was God's servant, died, God spoke to Joshua, son of Nun, and said to him: "...Now then, you and all these people, get ready to cross the Jordan River into the land I am about to give to them—to the Israelites". Joshua needed to be ready before setting out on this journey, so the Lord tells him the following:

### I. No one will be able to stand against you (v. 5)

When we start something new, there is always the possibility that we will be afraid of what will happen, especially if we are going to start a ministry for the Lord. God tells Joshua: "*No one will be able to stand against you all the days of your life. As I was with Moses, so I will be with you; I will never leave you nor forsake you.*"

The task that God called Joshua to take on was complicated; he would face diverse circumstances and events sometime with the people he knew and sometimes with strangers and many times the situations would be difficult. Joshua had to know that, when he faced something new, he needed to be ready, but God, who is so great, was going to be with him. God would not leave him or forsake him.

Some of the things Joshua had to do we'll discuss in the rest of the lesson.

### II. Be strong and courageous (v. 6-7)

Joshua needed to listen to the voice of God and to the message that God Himself was giving to him. "I will be with you, Joshua, but you must do your part! You need to make an effort and be brave."

What does it mean to make an effort? It means to make a commitment, to keep going forward, to take an extra step, the extra mile you walk before victory.

What does it mean to be brave? It does not mean absence of fear. Courage is the ability to continue in spite of your fear. The Lord says to Joshua: You are going to face battles, but you must be brave. Joshua had to be courageous, to be careful to do everything according to the law that Moses commanded him, he could not deviate from it for any reason, and by doing this, Joshua would prosper in everything he tried to do.

### III. Keep this Book of the Law always on your lips (v. 8)

Another piece of advice God gave to Joshua, was that he should always do what is written in the book of the law; if he did he would be prosperous and successful.

To deviate from God's law is dangerous, because it is going against the Word of God. If Joshua did not obey, there was no possibility of prospering and being successful. The only way to determine that Joshua was ready to do what God called him to was by keeping every piece of advice that the Lord had given to him.

Next God tells Joshua: *"Have I not commanded you? Be strong and courageous. Do not be afraid; do not be discouraged, for the Lord your God will be with you wherever you go."* After Joshua heard the counsel of the Lord, he was ready for the next step.

## Application

Throughout the year, we have heard many Thoughtful Truths in our Children's Church time that we must try to put into practice.

Now, we are about to start a new year, and today we must be sure that we are ready for what new things are coming. And like Joshua we need to listen to God's voice, to the instructions God gives us. If we obey His word without a doubt, we will be ready to begin this new journey, being strong and courageous, not turning away from the book of the law, meditating on it every day.

## Conclusion

Are you ready for the new year? What are your dreams and challenges? Let's remember the following:

1. No one can stand against you because God is with you.
2. You must be strong and courageous
3. You must never turn your heart away from the book of the law, God's commandments, but must meditate on it day and night.
4. Only by obeying God will you prosper and be successful.
5. Remember that the one who sends you is the Lord, so you must not quit, God is with you wherever you go.

## Let's close our eyes to pray

- We give thanks for the example Joshua set for us.
- We ask God to help us along this new journey by being strong and courageous and not being discouraged.
- We ask that God will help our confidence in Him to grow, so that, in any circumstance we can be brave.
- We ask that God will help us to be ready to go into the battle, never doubting that God will be with us everyday.





## We Say Good-bye!

Provide the children with the following worksheet and pencils so they can complete the word-search.

# JOSHUA 1:9

Words to Find:

commanded

be

do not

strong

courageous

afraid

discouraged

Lord

God

with

you

wherever

go

Q	D	I	S	C	O	U	R	A	G	E	D	C	J
S	U	K	F	B	K	D	A	T	C	X	Y	V	U
S	H	C	O	M	M	A	N	D	E	D	R	R	Z
T	J	O	A	V	Q	D	X	A	U	U	B	M	D
R	U	U	N	A	F	R	A	I	D	G	E	E	O
O	Q	R	R	P	L	D	A	A	Z	Y	K	L	N
N	A	A	V	G	O	D	N	M	T	O	P	X	O
G	F	G	D	K	U	E	W	E	B	U	E	Z	T
C	S	E	H	O	M	W	I	K	T	T	U	E	O
F	L	O	R	D	T	E	T	E	W	Z	G	O	P
R	M	U	R	H	H	C	H	S	U	A	K	D	R
E	M	S	Q	W	H	E	R	E	V	E	R	E	W







