

Way Truth Life

A Children's Ministry
Resource

TEACHING OUTLINES

HOW TO USE THIS RESOURCE

These teaching outlines are meant to help you plan your children's church services. In addition to providing the week's theme, the scripture, and the supplies needed, each outline has four main sections, which you can adapt to your context to get the most out of your Way, Truth, Life teaching experience.

ENGAGE

This section offers a suggestion for engaging children in a simple game or object lesson to get them ready to receive the week's message.

EXPLORE

This section introduces the weekly theme and offers suggestions for how to begin to talk about the weekly topic with kids.

EXPAND

This section is where the children's sermon, or message, will be given. There's a write-up with suggested talking points and things to cover, but you have complete flexibility to adapt the material to your context.

EXPRESS

This section offers children the chance to respond to the week's message with creative games, crafts, or discussion.

HANDOUTS

There are two printable handouts that go with Week 2 to use during the *Engage* and *Express* sections.

Week 1:

Amazing Grace

Scripture: *John 1:35-42*

Supplies Needed

- Bible
- Prizes (both good and bad)
- 3 large boxes
- White board, chalkboard, or large sheet of paper
- Writing utensils (dry erase markers, chalk, colored pencils, crayons, markers)

Engage

The Grace Game:

Put various prizes (both good and bad prizes) in three different boxes. Label each box with a number—1, 2, or 3. Be sure to keep the contents of the boxes hidden. Station 1 or 2 volunteers behind the boxes to hand out prizes.

Choose 1 player to come up and play the game. Give the player the option to choose between the numbers 1, 2, or 3. After they choose a number, have a volunteer give a prize from that box. The player is then given a choice to keep the prize they received or they can accept grace and choose another number. The game is over after they choose a second time (or if they choose to keep their first prize). Play this with a few different children and allow them to see grace at work.

Possible prizes:

Pacifier, baby food, penny, bracelet, bubble gum, candy bar, squirt gun, t-shirt, canned sardines, nerf football, glittery journal, jump rope, bubbles, etc.

Explore

SAY: *The game we just played is based on something called **Grace**. Can someone tell me what grace is? (Answers will vary, but help to guide them with this definition.)*

Grace is being treated with kindness, even if you don't deserve it.

SAY: *For instance, I gave grace to all of you who played the game by choosing YOU. You didn't have to show you deserved to be picked. I gave you grace again by allowing you a second choice if you did not like your first prize. I gave you a second chance. **Remember, grace is being treated with kindness, even if you don't deserve it.***

Ask children who played the game these questions:

- *What did it feel like to get picked to play?*
- *What did you think about your first prize?*
- *What did you think about the chance to have a second choice?*
- *Why did/didn't you choose to take the second choice?*
- *I wonder what the Bible tells us about grace?*

Expand

Read **John 1:35-42** out loud.

SAY:

- *Jesus was called the "Lamb of God" by his cousin, John the Baptist. John was the one God sent to prepare the way for the Savior of the world!*
- *When John describes Jesus as a "Lamb," he is not calling Jesus an animal. He is telling everyone around him something very special about Jesus. I wonder what he's saying about Jesus?*
- *He is telling them that Jesus is there to save the world.*

- *At that time, the people who believed in God would have to go to the temple (similar to our church) and offer sacrifices to God so their sins could be forgiven. A lamb was often used in these sacrifices. The lamb would pay the price for sin. This action was pleasing to God and God would forgive the person's sins.*
- *John was telling us about who Jesus is. Jesus is the one who would be sacrificed to pay the price of our sins.*
- *Paul tells us in Romans 6:23 that, "the wages of sin is death, but the gift of God is eternal life in Christ Jesus our Lord." The payment for sin is death; everyone has a chance to choose life!*
- *God gives us this second chance at life! God gives us grace. What is grace again? Grace is being treated with kindness no matter what. **Grace is kindness that we can't earn and don't deserve.***
- *What else happened in the passage we read?*
- *Two disciples followed Jesus. It was their choice. Jesus did not command them; he simply said: Come and follow me.*
- *The two disciples had the choice to follow Jesus. Just like all of us do!*
 - *Have you chosen to follow Jesus?*
 - *Have you chosen to love Jesus as your Savior, King, and Friend?*
 - *What does it feel like to have a second chance?*
 - *Jesus gives us a second chance not because we deserve it, but because he loves us!*

Express

Option 1: Choose one or more of the *Family Worship Activities* for Week 1 to help kids think deeper about grace.

Option 2: Divide kids into small groups, with one adult volunteer with each group. Ask your kids what grace means to them. Ask these kinds of questions:

What does it feel like to receive grace? How does it feel when you can give grace to someone else? Describe a time when you have been given grace/extended grace to someone else.

Option 3: Write out the word: "Grace" on a white board, chalkboard, or large sheet of paper placed on a table. Have the kids draw pictures of grace or write words of grace on the space provided. After this activity, have them take turns explaining why and what they drew or wrote.

Week 2:

Seeking Grace

Scripture: Acts 10:1-48

Supplies Needed

- Bible
- Stick people handout
- Scissors
- Word search puzzle handout
- Pencils or markers

Engage

Be the Seeker:

To prepare, print off and cut out the stick people from the attached resource. Print as many as needed. Before kids arrive, hide the paper stick people around the space. Hide them well enough so they aren't visible when kids arrive. To play, announce that paper people have been hidden around the room and kids need to seek them out and find them. Allow 60 seconds for the group to seek out and find as many as they can. Once a child finds one, have them take a seat so others have a chance to find one too. For large groups, select a small group (5-7) of kids to seek at a time for 30 seconds each. When they finish, select another group of kids to seek for 30 seconds. Continue until all the paper people have been found.

Explore

ASK:

- *What was the best hiding spot? Why?*
- *How did it feel when you finally found a stick person?*
- *What did it feel like when someone else found a stick person?*
- *Have you ever played hide and seek at home? Who is the best at seeking?*

We just did something that God does with us! Let's read Acts 10 and see what God does.

Expand

Read **Acts 10:1-48** out loud.

SAY:

- *Jewish people had many, many laws they had to follow to keep themselves “clean.” Being “clean” meant a person was following the law. They thought of being “clean” as being approved of by God.*
- *Some laws were put in place to keep the people healthy while other laws were put in place so they would remember whom they served—God.*
- *One of these laws directed what God's followers could and could not eat—clean and unclean animals.*

- *One day Peter went up to the roof to pray. God came to him and told him to break one of these laws. Remember, Peter had followed these laws since he was born!*
- *God was using a vision to teach Peter how God views people. He wanted Peter to understand that there is no difference between those who know and follow God and those who do not even know the name of God. God loves both of them the same.*
- *God seeks out everyone because he loves everyone. He wanted Peter to do the same. He wanted Peter to treat everyone the same just like God does.*
- *Every single person is loved by God, and receives grace from God.*

- *Armed with this new information and a challenge from God, Peter went to the house of someone who he used to think would have been “off-limits”.*
- *Peter took the awesome story of Jesus somewhere it had not yet gone: to a Gentile. A Gentile is someone who is not Jewish.*
- *God has great love for us all, and He wanted Peter to take that message and share it with all the people he could!*
- *Peter was learning the lesson we all need to learn: **God has grace for everyone! He seeks for all of us. God wants us to seek him each day as well—just like Cornelius sought after God.***
- *God wants us to understand that he loved us even before we knew him. God loves you enough to send his only Son to show you this love!*
- *He loves every person enough that he has done the exact same thing for them! God loves us all deeply and seeks us out.*

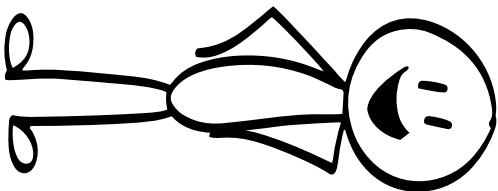

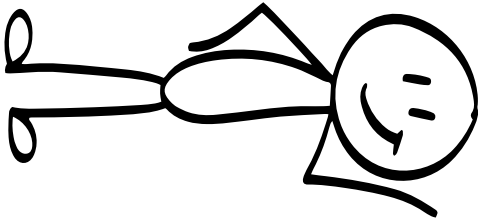
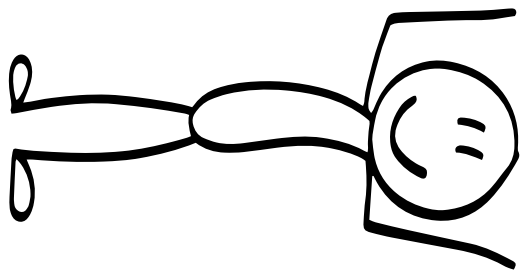
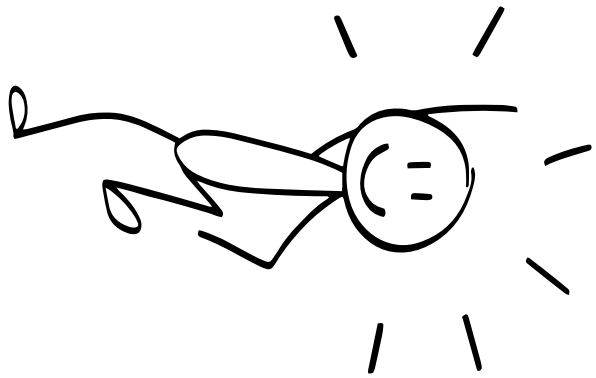

Express

Option 1: Pass out the attached word search and a pencil or marker to each kid. **SAY:** *God’s love is constantly seeking us out! Look through the word search to see how many words from God’s story you can find!*

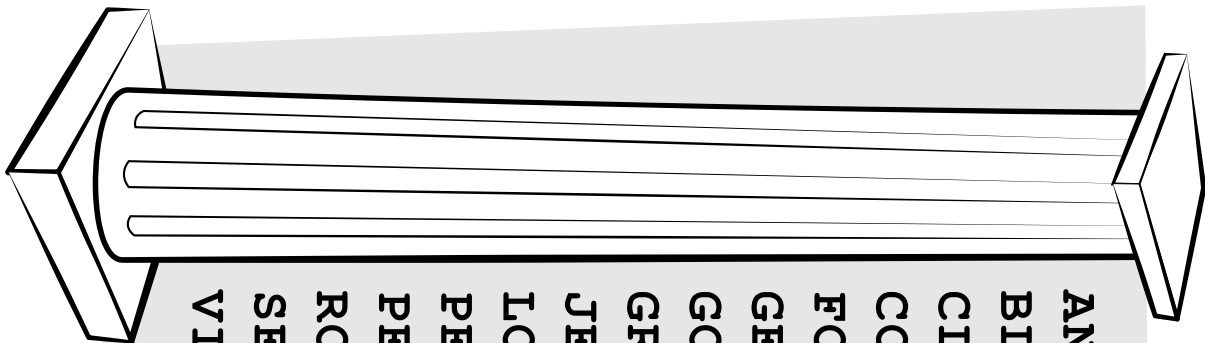
Option 2: Act out the story. Choose kids to play different characters: Cornelius, Peter, angel, animals, etc. Re-read Acts 10:1-48 and act out what happened as God came to Peter on the rooftop.

Option 3: Choose one or more of the *Family Worship Activities* for Week 2 to help kids think deeper about grace.

Week 2: Seeking Grace
Before class, cut out these stick figures and hide them around the room. Make as many copies as needed.



Week 2: Seeking Grace
Find the words from the Peter and Cornelius story.



ANIMALS
BLANKET
CLEAN
CORNELIUS
FORGIVENESS
GENTLE
GOD
GRACE
JEW
LOVE
PEOPLE
PETER
ROOFTOP
SEEKING
VISION

P O H N G F H T J C F W A Z L
Y A T R Q O A E F Q L N G P M
S J A M P R O S O W K I E L Y V
B C F V P R I V O S N A D O A S N V
E S F R R I V O L M A D O U A S N V
P E T E R V O S H S B I W X B L O
D U Y T I E N K E G L Z B N S F
S K H H H N D E X E V I S I O N
Q E G O D E S B R R O W E J O N
P U E W U S S R R O N W E J M T
Z E M K Y S R R O N T I F T O P J
M J O L I O G E N O T I L I E R O
K S W P C N X Q K V J N B Y R J
A N L J L R G Y D J P M S N Y T
E O K Z D D E T N Q P M S N Y S

Week 3:

Saving Grace

Scripture: *Luke 18:35—19:10*

Supplies Needed

- Bible
- Play-Doh
- Paper and crayons

Engage

Perfect Memory:

Gather everyone in a circle (Or, choose 12-15 volunteers to play the game and form a semi-circle in front of the audience.) Tell every person to create a certain “sign” with their hands to become their own. These can be simple, such as a high-five motion, a face-palm, making a snail out of their hands, etc. Each person’s sign should be unique to them. Go around the circle one at a time, and have each person show their sign. If any signs are identical or close to identical, ask the 2nd person who used the sign to create a new one. Ask for a volunteer to be the Starter.

Start a round of “follow the leader” style play with the group. To begin, the Starter shows their sign to the group and then shows the sign of another player of their choosing. Next, the player whose sign was chosen by the Starter must repeat the sequence of signs, starting with the Starter’s sign, then doing their own, and then adding another sign to the list. (So this person will end up showing three signs.)

Continue this cycle with each new person added to the sequence, always beginning with the Starter’s sign and going—in order—through the sequence until finally choosing a new sign to add to the sequence. (Signs can’t be chosen twice in one round.)

If someone displays a sign incorrectly or displays the signs out of order, the game starts over again. (It's a good idea to allow the person who "messed up" the sequence to become the new Starter. This frees them from the stress of messing up the next game!) Continue each game until every player has had the chance to add to the game or until it becomes too complex to remember. For an added challenge, allow the same sign to be chosen multiple times during a game.

Explore

SAY: *Can someone tell me the rules of the game we just played?*

Answers will vary, but guide them to this answer:

Each player had to remember all the signs of the players before them; otherwise we had to start over!

ASK:

- *How did it feel to have to remember each sign in the correct order?*
- *What was your method to remember each sign?*
- *Who felt like this game was difficult? What made it difficult?*
- *What's challenging about feeling like you have to remember things perfectly?*

SAY:

- *One of the great things about God's grace is that we don't have to recite a whole bunch of signs or details or information perfectly in order to receive it.*
- *He's not waiting for us to perform perfectly before loving us. He loves us from the beginning. The story of the blind beggar and the story of Zacchaeus are great examples.*

Expand

Read **Luke 18:35—19:10** out loud. In your own words explain this:

SAY:

- *Zacchaeus and the blind man both received something freely, without having to earn it. What do we call that? **Grace.***
- *As Jesus walked by the blind beggar, the man called out to him and said, "Have mercy on me!" Jesus replied with some very powerful words: "Receive your sight; your faith has healed you."*

- *Jesus gave this man the free gift of sight. This miracle also reminded those around him how important it was to have faith in Jesus.*
- *Zacchaeus's story is a little different. Zacchaeus was a tax collector, and he was very wealthy.*
- *Tax collectors (in that day) would go to the homes of those who owed taxes and tell them how much they owed to the government. Very often, they would tell the people a larger amount than what they actually owed. Then they would keep the extra money for themselves!*
- *When Zacchaeus heard Jesus was in town, he ran ahead of the crowd and climbed up into a tree just to get a glimpse of this man named Jesus. He knew something was different about Jesus, and he wanted to see him for himself.*
- *When Jesus arrived at the tree, he called Zacchaeus by name (even though they had never met!) and told him to come down and take him to his house. What a great gift of kindness this was from Jesus. He showed everyone watching that he wanted to spend time with Zacchaeus.*
- *After they got to his house, Zacchaeus stood up and said that he wanted to pay back anyone he had wronged four times the amount he owed, and he wanted to give half his possessions to the poor!*
- **ASK:** *What made Zacchaeus do this? Why would he give up so much stuff? Why did he have such a huge change of heart? Answers may vary, but lead them to this point: Zacchaeus experienced grace.*
- *Jesus came to him and treated him with kindness and respect, even though lots of people didn't think Zacchaeus deserved it. Zacchaeus had mistreated many of the people in the town. God's power and love grabbed Zacchaeus. God's grace changed him.*
- *He knew what he had done wrong and wanted to make amends. He didn't know what else to do besides give back to those in need.*
- *Both Zacchaeus and the blind beggar had different reactions to God's grace.*
- *The blind beggar responded in the only way he knew how—to praise God.*
- *Zacchaeus responded in the only way he knew how—by making up for what he had done wrong.*
- *Once the blind beggar and Zacchaeus received God's grace, their lives were forever changed.*
- *They made Jesus their Savior, King, and Friend. God's loving kindness (saving grace) changed their lives. It saved them from sin's control so they could live in God's love instead. Today, we would call them Christians because they became followers of Jesus Christ.*

Express

Option 1: Pass out Play-Doh or modeling clay to each kid. Re-read Luke 18:35—19:10 out loud. Have kids create shapes from the story as you read. Invite kids to share a way that God’s grace has changed them.

Option 2: SAY: *Both the blind beggar and Zacchaeus were changed by God’s grace. Think of a time when you or someone you know was changed by grace.* Invite kids to draw a picture of that time and share it with those around them.

Option 3: Choose one or more of the *Family Worship Activities* for Week 3 to help kids think deeper about grace.

Week 4:

Sanctifying Grace

Scripture: Acts 1:6-14; 2:17

Supplies Needed

- Bible
- Plastic cups
- 2 bags of Skittles
- Popsicle sticks and straws
- Paper and crayons

Engage

Team Skittle:

Choose two teams of equal size (2-5 per team). Give each team five plastic cups, a bag of Skittles, a few popsicle sticks, and a few straws. (Game is best when Skittles are poured on a table so kids who aren't playing can see the action better. However, if a table is not available, teams can put the Skittles on the floor.) Give them the simple rules:

- First team to sort all their Skittles—by color—into their cups is the winner. Each color gets its own cup.
- Teams cannot use their hands to move the Skittles. They can use only the straws and popsicle sticks. Cups cannot be used to move the Skittles.

For smaller groups, work on the challenge as one team or just choose one team to play at a time while the other team watches. Play multiple times. Time the teams and encourage them to improve their speed each time.

Explore

ASK:

- *What method worked best?*
- *Did you ever get confused or forget which color went into which cup?*
- *How did working as a team make it easier?*
- *What was the role of different people on your team? How would this game be different if you had to do it alone?*

Read **1 Peter 2:9** out loud.

ASK:

- *Does God set apart his people?*
- *Why do you think God does this?*

Let the kids lead the conversation, but help to guide them to an understanding that God sets them apart and chooses them to work with him and be changed by him.

Let's dig a little deeper into the Bible and see what else God says.

Expand

Read **Acts 1:6-14; 2:17** out loud.

SAY:

- *Jesus just told his disciples something very powerful. He told them they would receive power when the Holy Spirit came on them. God also said, "I will pour out my Spirit on all people."*
- *Jesus had been with his disciples for three years and had spent that time teaching them about the kingdom of heaven and what would eventually come. The Holy Spirit would be poured out onto the disciples and others who believed in Jesus!*
- *This means that the power of the Holy Spirit is given to those who choose to accept the grace God offers them. That happens even today!*

- *Jesus gave his disciples a very big message to share to the ends of the earth. God’s love and power would allow them to live in a way to share and show the good news of Jesus Christ. God had an incredible plan to use people to share his message!*
- *He chose the right people at the right time to go and take the good news of God’s love and grace to everyone.*
- *Just like our game earlier, we don’t do this alone. God is working with us.*
- *Not only that, but God has given us different skills and personalities so we can work together!*
- *God uses all of our different personalities, talents, and passions to do the important work of spreading the good news of Jesus Christ!*
- *We share this good news in different ways. Some people are great at talking to others. Some people are great at showing kindness. Some people have skills to serve and help others. And some people are great listeners and encouragers.*
- *When Jesus said this to his disciples, he was also telling them there was more work to be done in them, too. They weren’t on their own. God had chosen them. They were set apart to be on God’s team.*
- *With the Holy Spirit, God would be with his people forever. Never again would there be a moment when God was not with his people.*
- *God was telling his people there was more to do, and he would be the one leading them, loving them, and forming them to be more like him. He does this with us too. This is called sanctifying grace.*
- *The disciples, each with their own important role on the team, would go on and receive power from the Spirit of God and be filled with the gifts (fruit) of the Spirit!*

Express

Option 1: SAY: *One word our church often uses to talk about being “set apart” or “chosen for God” is Holy. Take a moment by yourself and think about a time you were chosen first for something, or you were picked specially for being you! Draw a picture of how that felt to be chosen first! Then, come back together. Let kids share what they drew if they feel comfortable doing so.*

Option 2: SAY: *Write out a prayer to God thanking him for choosing you to be an important part in his story, on his team. Write out ways that God helps you, inspires you, and changes you. Write how he uses your personality and talents to build his kingdom.*

Option 3: Choose one or more of the *Family Worship Activities* for Week 4 to help kids think deeper about grace.

Week 5:

Sustaining Grace

Scripture: Acts 2:42-47

Supplies Needed

- Bible
- Pennies or coins, about 20-30 per kid
- Table
- Timer
- Modeling clay or Play-Doh
- White board and dry erase markers, or a large piece of paper and markers

Engage

Build It Up:

Choose 3-4 kids. Spread the coins around the table. Place kids around the table, making sure each child can reach the coins. Share the rules of the game:

- *Each person will build a tower of coins as tall as possible in 60 seconds.*
- *They have one minute to create a tower as tall as they can without letting it fall.*
- *They are allowed to use only one hand to accomplish this task.*
- *After 60 seconds, the tower with the most coins is the winner.*
- *If you don't have lots of coins to use for this game, jumbo marshmallows, popsicle sticks, or paper cups can be used as well.*
- *Repeat this game a few times.*

Explore

ASK:

- *How many of you found it easy to build the tower? How many found it difficult?*
- *What made it so difficult or easy?*
- *Did you find or create a certain “plan” to make it easier?*
- *What could have made this easier?*
- *If you had to teach your “plan to build the world’s largest coin tower” to someone else, how would you do that?*

SAY: *It isn’t always easy to do something new. In fact, many times it is very difficult to start something we have never done before.*

ASK: *Have you ever done something for the first time and you mastered it instantly? How long did it take you to fully learn it?*

SAY: *God has a special plan for our lives that we call “discipleship.” This process is different for every person, but it leads to the same goal: being like Jesus! Let’s take a look at God’s Word and see what it tells us about “discipleship.”*

Expand

Read **Acts 2:42-47** out loud.

SAY:

- *This story is the very first story of what came to be known as “the church.” The disciples started “building” something for the first time right here. They started building the church! It wasn’t a physical building. It was a group of people that made up “the early church.”*
- *All the believers in Jesus Christ gathered together and listened to teachings about Jesus, spent time hanging out, prayed together, and ate together. Does this sound like what happens at our church?*
- *This was just the first story of what the church looks like. There are many, many more stories in the Bible about the church, how it grows, and what it eventually turns into.*

- *The church is a place for people to hold each other up and encourage each other on the Christian journey.*
- *There are many difficult times, and each person's path will be different, but we can rely on the help of God and the help of the church to grow more like Jesus!*
- *There are many things we can do to grow on the journey of discipleship, but it starts with God. He gives us the chance to connect with other believers in Jesus and to grow in our relationship with him.*
- *We give friendship to others in the church so they can grow, just like they give it to us. We all help each other grow in God's love.*
- *For example, we can do the same things the church did when it first began. Do you remember what those things were?*
- Have kids respond. Affirm their answers. Then if needed, summarize with these answers:
 - *Listened to Jesus's teachings (How do we do this in our church?)*
 - *Hung out together (How do we do this in our church?)*
 - *Prayed together (How do we do this in our church?)*
 - *Ate together (How do we do this in our church?)*
- *This act of growing together and helping each other grow is called discipleship.*
- *Every journey of discipleship will look a little different, but it all has the same goal!*
- *Friendships are one of the biggest ways God works in us and sustains us. You can help someone else grow by being a friend. Friendship is one way God grows his kingdom.*
- *God is also your friend. His friendship is a gift of grace. He's your friend because he loves you. You don't have to earn it; just accept it!*
- *Do you know what "sustain" means? Sustain means to keep something going, to keep it growing. Churches sustain us and keep us going on the Christian journey. We call this sustaining grace!*

ASK:

- *What things can you do to grow closer to Jesus?*
- *If you had to teach someone about discipleship (growing closer to Jesus), how would you teach it?*
- *Who are people that have taught you about discipleship?*

Express

Option 1: Choose one or more of the *Family Worship Activities* for Week 5 to help kids think deeper about grace.

Option 2: Using modeling clay or Play-Doh, invite kids to create something they see happening in Acts 2:42-47. **SAY:** *What does discipleship look like? How do people sustain each other (help each other grow) with what they do?* If they'd like, let them explain their creations to the group.

Option 3: Write the word, "Disciple" on a white board or large piece of paper. Give the kids a chance to write all the words that come to mind.

Week 6:

Sufficient Grace

Scriptures: 2 Corinthians 12:6-10; Genesis 50:15-21

Supplies Needed

- Bible
- Items for an obstacle course (chairs, jump ropes, hula-hoops, boxes, etc.)
- Blindfolds (enough for half of the kids)
- Paper and crayons
- Blocks or Legos
- White board and dry erase markers

Engage

Walking Blind:

Create an obstacle course either in your usual worship space or a separate space that can be kept “off-limits” before the service begins. Use chairs, jump ropes, hula-hoops, small boxes, etc. to create the course. Choose two kids at a time to go through the course. Give each pair a blindfold. One member of the pair will put the blindfold on. This person is called the Explorer. The other will be the Guide and will give verbal directions to the Explorer to get through the course. The rules are simple:

- *The Explorer must follow the instructions of the Guide.*
- *The Guide can only use words.*
- *The Guide can walk along with the Explorer, but cannot touch the Explorer.*
- *This isn't a race. The goal is to safely complete the course.*

After the first pair has gone through the course, choose another pair to navigate the course. For each round, switch some of the obstacles around after the blindfold is put on the Explorer. This prevents the Explorer from “memorizing” the course and requires them to rely even more on the Guide.

Explore

After the course is complete, discuss these questions:

- *What was easy about this task?*
- *What was difficult?*
- *Explorers, how did you stay focused on your Guide’s instructions? How did you adjust or improve your instruction-following as you went through?*
- *Guides, how did you feel when the Explorers didn’t do exactly what you told them to do? How did you adjust or improve your instruction-giving as you went through the course?*
- *Would it be possible to do that course without help? What would happen?*
- *Could you do that course blindfolded while walking backwards?*

God takes similar care of us! He guides us through life, even when things are tough and it feels like we’re blindfolded. Let’s read in our Bibles and see what God does!

Expand

Read **2 Corinthians 12:6-10** out loud.

SAY:

- *Paul seems to have his head on backwards! He just said he boasts (talks with too much pride/a show-off) in his weaknesses.*
- *He said he is happy in weakness, insults, hardships, and other difficulties. Why is he so happy when difficult times come to him?*
- *Paul says he is happy because God’s grace (kindness you don’t deserve) is sufficient for him! That means when Paul is going through difficult times and feels like he can’t go on any further, God comes through and carries him, guides him, and encourages him!*

- *Have you ever had a difficult problem in your homework that you couldn't answer on your own? Did you ask for help? If so, what happened?*
- *This is similar to what Paul is saying happens to him. When Paul couldn't figure out what to do, or he had done all he could do, God told him to just keep listening to God, following God, and living in God's love. That's all he needed.*
- *This doesn't always mean that Paul got his way. Paul went through a lot of difficult times and did not always get what he wanted or what he thought he needed.*
- *Paul had to learn that even when things didn't turn out the way he thought they would, God was still working and he was still there with him, helping him along the way.*

Read **Genesis 50:15-21** out loud. Explain this:

- *Joseph had a pretty difficult time in his life. His brothers beat him up, threw him in a pit, and then sold him into slavery. Not long after he became a slave, he was accused of something he didn't do and he was thrown into prison. After years as a slave and being in prison, God brought Joseph out of jail and made him the second most powerful man in the whole country of Egypt.*
- *God used Joseph to save many lives! In this passage from Genesis, Joseph is telling his brothers that even though they did something out of evil and tried to harm him, God turned it around and used it for his good.*
- *When Joseph didn't know where to turn or what to do, God came through for him, too.*
- *Just like our game earlier, both Paul and Joseph needed God to guide them when they didn't know where else to turn. God does this same thing for you and me still today.*
- *We call this sufficient grace. We hold on to this grace—this kindness—and let God's love get us through the day.*

Express

Option 1: Invite kids to write out a prayer thanking God for always being there with us when we need him the most. Or, have them write out a prayer that expresses what it feels like when they are going through a tough time.

Option 2: Using blocks or Legos, invite kids to create something that reminds them to trust in God in times of need.

Option 3: Write the words, “God lifts me up,” on a white board or on individual pieces of paper. Have the kids draw a picture of God sustaining them or bringing them through a difficult time.

Option 4: Choose one or more of the *Family Worship Activities* for Week 6 to help kids think deeper about grace.